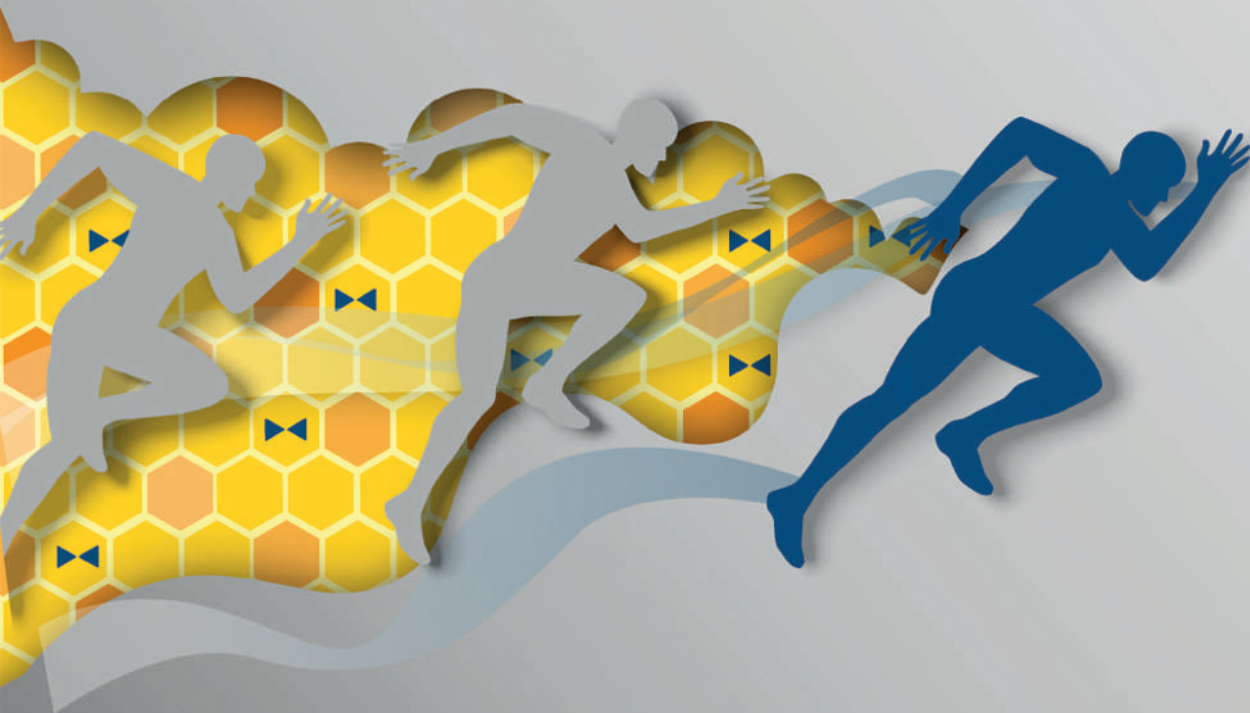


Product Portfolio

Valves | Actuators | Automation



Type Series Index

ACTAIR EVO	62	ECOLINE SCF 800	48	SISTO-16TWA	57
AKG-A/AKGS-A	40	ECOLINE SCV 150-300	49	SISTO-20	58
AKR/AKRS	47	ECOLINE SP	39	SISTO-20NA	58
AMTROBOX	65	ECOLINE VA16	29	SISTO-C	58
AMTROBOX ATEX Zone 22	65	ECOLINE WT/WTI	47	SISTO-C LAP	63
AMTROBOX Ex ia	65	EMO	64	SISTO-DrainNA	58
AMTROBOX M	65	HERA-BD	43	SISTO-KB	57
AMTROBOX R	65	HERA-BDS	43	SISTO-KRVNA	38
AMTROBOX R Ex ia	66	HERA-BHT	43	SISTO-LAD	62
AMTRONIC U	66	HERA-SH	43	SISTO-LAE	61
AMTRONIC U Ex ia	66	HQ EVO	62	SISTO-LAP	63
APORIS-DEB02	53	ISORIA 10/16	52	SISTO-RSK/RSKS	48
BOACHEM-FSA	50	ISORIA 20/25	52	SISTO-RSKNA	49
BOACHEM-RXA	45	KE	52	SISTO-VentNA	38
BOACHEM-ZXA	29	MA	61	SMARTRONIC U AS-i	67
BOACHEM-ZXAB/ZYAB	27	MAMMOUTH	52	SMARTRONIC U MA	67
BOA-Compact	25	MC	60	SMARTRONIC U PC	67
BOA-Compact EKB	25	MIL 10000	32	STAAL 100 AKD/AKDS	40
BOA-Control DPR	36	MIL 21000	32	STAAL 100 AKK/AKKS	47
BOA-Control PIC	35	MIL 27000	32	STAAL 40 AKD/AKDS	39
BOA-Control SBV	36	MIL 29000	32	STAAL 40 AKK/AKKS	47
BOA-Control/BOA-Control IMS	35	MIL 35500	33	TRIODIS 150	54
BOA-CVE C/CS/W/IMS/EKB/IMS EKB	31	MIL 37-38	63	TRIODIS 300	54
BOA-CVE H	31	MIL 41000	33	TRIODIS 600	54
BOA-CVP H	32	MIL 50000	33	UGS	42
BOA-H	26	MIL 67-68	63	ZJSVA/ZXSVA	38
BOA-H/HE/HV/HEV	26	MIL 70000	33	ZJSVM/RJSVM	59
BOA-R	44	MIL 71000	33	ZRN	49
BOA-RFV	44	MIL 76000	34	ZRS	47
BOA-RPL/RPL F-F	44	MIL 77000	34	ZTN	42
BOA-RVK	44	MIL 78000	34	ZTS	40
BOA-S	50	MIL 81000	34	ZXN/ZYN	31
BOA-SuperCompact	25	MIL 90000	35	ZXNB	31
BOATRONIC	66	MIL 91000	34	ZXNVB	31
BOAVENT-AVF	37	MIL 95-96	63		
BOAVENT-SIF	37	MP-CI/MP-II	55		
BOAVENT-SVA	37	MS	60		
BOAVENT-SVF	38	MultiTurn SA+GS / SAR+GS	61		
BOA-W	25	NORI 160 RXL/RXS	45		
BOAX-B	52	NORI 160 ZXL/ZXS	28		
BOAX-CBV13	51	NORI 160 ZXLF/ZXSF	28		
BOAX-S/SF	51	NORI 320 ZXSV	28		
CLOSSIA	54	NORI 40 FSL/FSS	50		
COBRA-SGP/SGO	39	NORI 40 RXL/RXS	44		
COBRA-SMP	39	NORI 40 ZXL/ZXS	27		
COBRA-TDC01/03	50	NORI 40 ZXLB/ZXSB	26		
CONDA-VLC	36	NORI 40 ZXLBV/ZXSBBV	26		
CONDA-VRC	36	NORI 40 ZXLFB/ZXSFB	28		
CONDA-VSM	37	NORI 40 ZYLB/ZYSB	26		
CR/CM	60	NORI 500 ZXSV	28		
DANAIS 150	53	NUCA globe valves	30		
DANAIS CRYO	53	NUCA lift check valves	46		
DANAIS CRYO AIR	53	PROFIN S13	56		
DANAIS MTII	53	PROFIN VT1	55		
DUALIS	55	PROFIN VT2L	56		
DYNACTAIR EVO	62	PROFIN VT3	56		
ECOLINE BLC 1000	56	QuarterTurn AQ, AQL / SQ	61		
ECOLINE BLT 150-300	55	RGS	45		
ECOLINE FYC 150-600	51	RJN	46		
ECOLINE FYF 800	51	RYN	46		
ECOLINE GE1/GE2/GE3	59	S/SR/SP	60		
ECOLINE GE4	59	SERIE 2000	48		
ECOLINE GLB 150-600	27	SICCA 150-2500 GTF	42		
ECOLINE GLB 800	27	SICCA 150-4500 GLF	30		
ECOLINE GLC 150-600	29	SICCA 150-4500 PCF	46		
ECOLINE GLF 150-600	29	SICCA 150-600 GLC	30		
ECOLINE GLF 800	29	SICCA 150-600 GTC	41		
ECOLINE GLV 150-300	30	SICCA 150-600 SCC	49		
ECOLINE GT 40	39	SICCA 900-2500 GLC	30		
ECOLINE GTB 150-600	40	SICCA 900-3600 GTC	42		
ECOLINE GTB 800	40	SICCA 900-3600 SCC	49		
ECOLINE GTC 150-600	41	SISTO-16	57		
ECOLINE GTF 150-600	41	SISTO-16RGAMaXX	57		
ECOLINE GTF 800	41	SISTO-16S	57		
ECOLINE GTV 150-300	41				
ECOLINE PTF 150-600	45				
ECOLINE PTF 800	45				
ECOLINE SCC 150-600	48				
ECOLINE SCF 150-600	48				

Our goal:

Quality down to the smallest detail

At KSB, customer satisfaction, safety and reliability take top priority when it comes to quality assurance. Besides ensuring compliance with international quality standards, all KSB pumps and valves have to fulfil even higher internal quality standards.

Our integrated quality management system includes a detailed evaluation process for our production sites and suppliers worldwide. As a KSB customer, you can therefore rest assured that no matter where or when you order, you will always experience consistently high quality. Thanks to our continuous improvement process, we produce pumps and valves with a long service life, excellent efficiency and low wear – as guaranteed by our internal certification system and the “Made by KSB” quality seal.

How KSB puts quality into daily practice

- Quality is when our customers are satisfied: We focus all of our efforts on our customers. Our global customer satisfaction analysis shows us how well we’re doing.
- Quality is what every employee delivers: Everyone at KSB plays a part in creating a positive customer experience. To ensure the best results, all employees undergo continuous professional development.
- Quality is how processes interlock: We continuously check and improve work processes and the working environment.
- Quality is what our supply chain contributes: We set our quality targets in cooperation with our partners. This helps us raise quality across the entire supply chain to the highest level.
- Quality is how mistakes are dealt with: If we detect quality deviations, we determine the causes in order to eliminate them permanently.

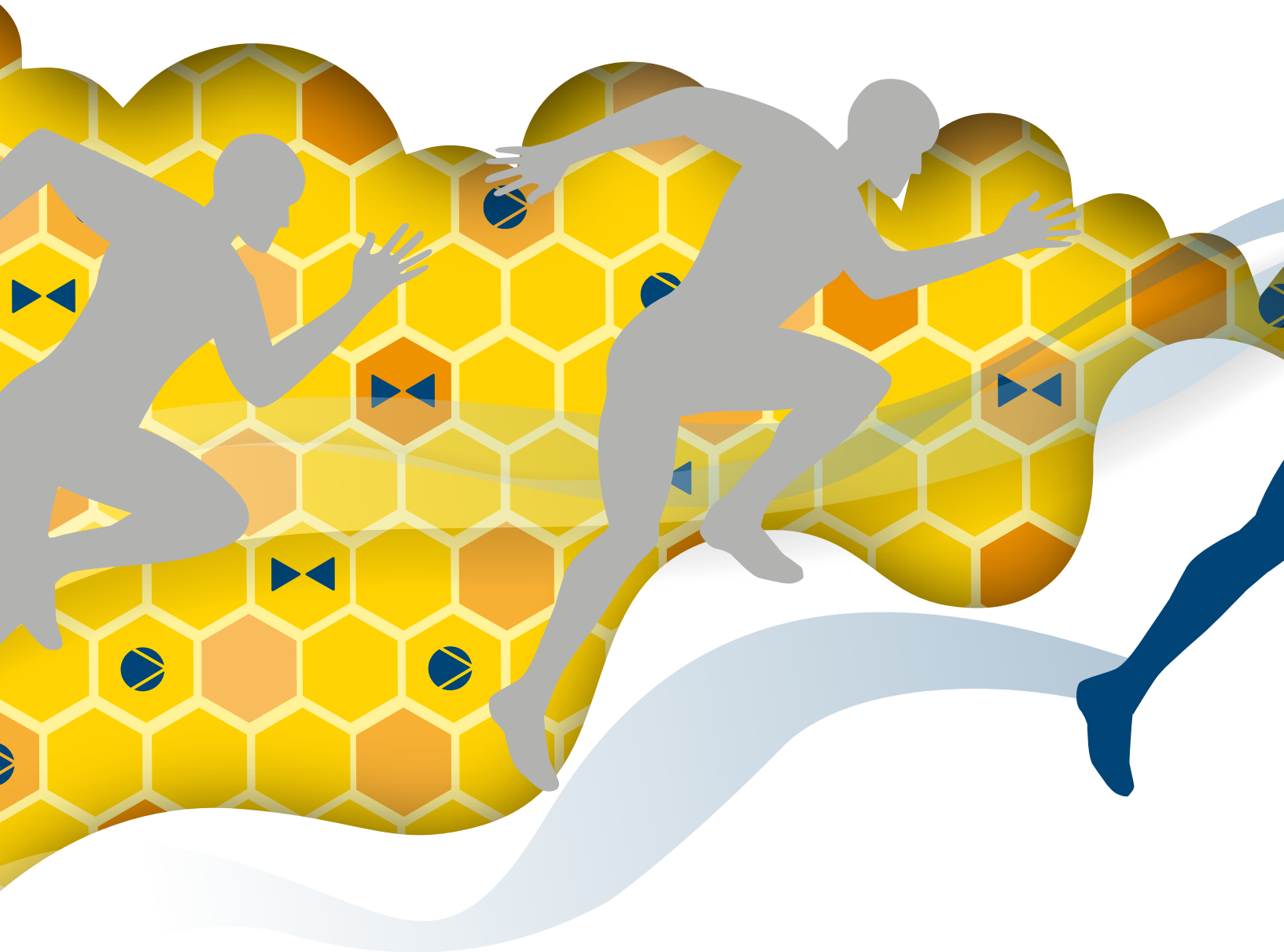


As a signatory to the United Nations Global Compact, KSB is committed to the ten principles of the international community in the areas of human rights, labour standards, environmental protection and anti-corruption.



Global Champion in the Market

Benefit from our global presence and expertise in the field of fluid handling. As one of the world's leading suppliers of pumps, valves and matching solutions for services and spare parts we help you transport fluids reliably and efficiently as well as optimise your systems.



Our concentrated know-how:**Expertise that overcomes your challenges**

With our fluids handling know-how we provide you with solid expertise in everything linked with the transport of any type of liquid. To be able to always offer the best solution for your system, we continuously invest in our employees' further training and development. Our training approach combines professional technical knowledge with practical success.

For you this means that we are always up to date with the latest trends, able to keep the business running, promote innovative ideas and enhance efficiency.

Digitalisation is one of the building blocks – a decisive factor for you to remain competitive. KSB supports you with digital solutions throughout your entire customer journey – from selection through to maintenance.

International presence, local proximity:**Global reach for your regional success**

By integrating mechanical components and software intelligence KSB has created innovative and high-quality business models.

This is how you can always rely on the latest and most reliable technology being used.

Your satisfaction and the trouble-free operation of your systems are our top priority. With KSB as your partner you benefit from global resources and the experience built over 150 years of company history. We make sure that your system runs smoothly – with a global network of service centres and spare parts supply centres as well as a comprehensive range of servicing and optimisation solutions. We produce spare parts at short notice and to order when required. For this purpose, we have got innovative technologies available, such as 3D printing.

Highest quality guaranteed:**Standards exceeding your expectations**

By meeting international standards and our own stringent quality criteria, “Made by KSB” means that you will benefit from products that are durable, efficient and low-maintenance. Quality is not only about our products but also about all the corresponding processes.

Focus on sustainability: Committed to environmental protection and resource efficiency

With our sustainability strategy we are committed to take measures that reduce CO₂ emissions in all our factories and save energy. Taking on responsibility towards the environment and people is a key business principle for KSB and offers you the safety of knowing that you work with products and solutions that meet the principles of sustainability.

By choosing KSB products you opt for technologies that decrease the CO₂ footprint and enhance energy efficiency. You enter into a partnership with a company that sees responsibility towards the environment and society as an integral part of its business philosophy. With KSB you are on a sustainable path.



KSB valve brands

In addition to the KSB umbrella brand, the Group offers valves under the following brands:

amri

Butterfly valves

The AMRI brand is used in building services, industry, water applications and power stations. AMRI products include pneumatic, hydraulic and electric actuators as well as control systems.

SISTO

Diaphragm valves

The SISTO brand handles shut-off tasks in building services, industry, water applications and power stations. Under the SISTO brand name, KSB offers specialised valves for sterile processes including biotech applications.





MIL

Control valves

The MIL brand is used in nuclear and fossil-fuelled power plants, refineries and the petrochemicals and chemicals industry. MIL products include pneumatic actuators and control systems.



General Information

<p>Regional products</p>	<p>Not all depicted products are available for sale in every country. Products only available in individual regions are indicated accordingly. Please contact your sales representative for details.</p>
<p>Key to actuators</p>	<p>In the Products section the symbol ● in conjunction with the relevant letter indicates the actuator type(s) available.</p> <ul style="list-style-type: none"> ● m = manual (lever, handwheel, gearbox, etc.) ● e = electric actuator ● p = pneumatic actuator ● h = hydraulic actuator
<p>Trademark rights</p>	<p>All trademarks or company logos shown in the catalogue are protected by trademark rights owned by KSB SE & Co. KGaA and/or a KSB Group company. The absence of the "®" symbol should not be interpreted to mean that the term is not a registered trademark.</p>
<p>Product information</p>	 <p>For information as per European chemicals regulation (EC) No. 1907/2006 (REACH) see https://www.ksb.com/en-global/company/corporate-responsibility/reach.</p>
<p>Digital product catalogue</p>	 <p>https://www.ksb.com/en-gb/global-search</p>
<p>CAD portal</p>	 <p>http://ksb.partcommunity.com</p>
<p>BIM</p>	 <p>https://www.ksb.com/en-gb/software-and-know-how/configuration-tools</p>

Valves

Design/Application	Type series	Page	Automation	Water Transport and Water Treatment	Industry	Energy Conversion	Building Services	Solids Transport	Pharmaceuticals / Food
Soft-seated globe valves to DIN/EN	BOA-SuperCompact	25	■		■		■		
	BOA-Compact	25	■		■		■		
	BOA-Compact EKB	25	■	■	■		■		
	BOA-W	25	■		■		■		
Bellows-type globe valves to DIN/EN	BOA-H	26			■	■	■		
	BOA-H/HE/HV/HEV	26	■		■	■	■		
	NORI 40 ZXLBV/ZXSbv	26			■	■	■		
	NORI 40 ZXLB/ZXSb	26	■		■	■	■		
	NORI 40 ZYLB/ZYSb	26			■	■	■		
	BOACHEM-ZXAB/ZYAB	27	■		■	■	■		
Bellows-type globe valves to ANSI/ASME	ECOLINE GLB 150-600	27	■		■	■			■
	ECOLINE GLB 800	27	■		■	■			■
Globe valves to DIN/EN with gland packing	NORI 40 ZXU/ZXS	27			■	■	■		
	NORI 40 ZXLF/ZXSf	28	■		■	■	■		
	NORI 160 ZXU/ZXS	28			■	■			
	NORI 160 ZXLF/ZXSf	28	■		■	■			
	NORI 320 ZXSv	28			■	■			
	NORI 500 ZXSv	28	■		■	■			
	BOACHEM-ZXA	29			■		■		
	ECOLINE VA16	29			■		■		
Globe valves to ANSI/ASME with gland packing	ECOLINE GLC 150-600	29	■		■	■			
	ECOLINE GLF 150-600	29	■		■	■			
	ECOLINE GLF 800	29	■		■	■			
	ECOLINE GLV 150-300	30	■		■	■			
	SICCA 150-600 GLC	30	■		■	■			
	SICCA 900-2500 GLC	30	■		■	■			
	SICCA 150-4500 GLF	30	■		■	■			
Globe valves for nuclear applications	NUCA globe valves	30	■			■			
	ZXNB	31	■			■			
	ZXNVB	31	■			■			
	ZYNB/ZYN	31	■			■			
Control valves to DIN/EN	BOA-CVE C/CS/W/IMS/EKB/IMS EKB	31	■	■	■		■		
	BOA-CVE H	31	■		■	■	■		
	BOA-CVP H	32	■		■	■	■		
Control valves to ANSI/ASME	MIL 10000	32	■		■				
	MIL 21000	32	■	■	■	■	■		■
	MIL 27000	32	■	■	■		■		■
	MIL 29000	32	■		■	■			■
	MIL 35500	33	■	■	■				
	MIL 41000	33	■	■	■	■			■
	MIL 50000	33	■		■				
	MIL 70000	33	■		■	■			
	MIL 71000	33	■		■	■			
	MIL 76000	34	■		■	■			
	MIL 77000	34	■		■				
	MIL 78000	34	■		■	■			
	MIL 81000	34	■		■	■			
MIL 91000	34	■		■	■				
Automatic recirculation valves	MIL 90000	35			■	■			

Design/Application	Type series	Page	Automation	Water Transport and Water Treatment	Industry	Energy Conversion	Building Services	Solids Transport	Pharmaceuticals / Food
Balancing and shut-off valves to DIN/EN	BOA-Control/BOA-Control IMS	35	■	■	■		■		
	BOA-Control PIC	35	■		■		■		
	BOA-Control SBV	36			■		■		
	BOA-Control DPR	36			■		■		
Level control valves to DIN/EN	CONDA-VLC	36		■					
Pressure reducing valves to DIN/EN	CONDA-VRC	36		■					
Pressure sustaining valves to DIN/EN	CONDA-VSM	37		■					
Air valves to DIN/EN	BOAVENT-AVF	37		■					
	BOAVENT-SIF	37		■					
	BOAVENT-SVA	37		■					
	BOAVENT-SVF	38		■					
Vent valves for nuclear applications	SISTO-VentNA	38				■	■		
	SISTO-KRVNA	38				■			
Start and stop control valves to DIN/EN	ZJSVA/ZXSVA	38	■		■	■			
Gate valves to DIN/EN	COBRA-SGP/SGO	39		■	■		■		
	COBRA-SMP	39		■	■		■		
	ECOLINE SP	39		■	■		■		
	ECOLINE GT 40	39	■		■				
	STAAL 40 AKD/AKDS	39	■		■	■			
	STAAL 100 AKD/AKDS	40	■		■	■			
	AKG-A/AKGS-A	40	■		■	■			
	ZTS	40	■		■	■			
Gate valves to ANSI/ASME	ECOLINE GTB 150-600	40	■		■	■			■
	ECOLINE GTB 800	40	■		■	■			■
	ECOLINE GTC 150-600	41	■		■	■			
	ECOLINE GTF 150-600	41	■		■	■			
	ECOLINE GTF 800	41	■		■	■			
	ECOLINE GTV 150-300	41	■		■	■			
	SICCA 150-600 GTC	41	■		■	■			
	SICCA 900-3600 GTC	42	■		■	■			
SICCA 150-2500 GTF	42	■		■	■				
Gate valves for nuclear applications	ZTN	42	■			■			
Body pressure relief valve	UGS	42			■	■			
Knife gate valves to DIN/EN	HERA-BD	43	■	■	■		■	■	
Knife gate valves to ANSI/ASME	HERA-BDS	43	■	■	■			■	
	HERA-BHT	43	■	■	■			■	
	HERA-SH	43	■	■	■			■	
Lift check valves to DIN/EN	BOA-RPL/RPL F-F	44		■			■		
	BOA-RFV	44		■	■		■		
	BOA-RVK	44			■	■	■		
	BOA-R	44			■	■	■		
	NORI 40 RXL/RXS	44			■	■	■		
	NORI 160 RXL/RXS	45			■	■			
	RGS	45			■	■			
BOACHEM-RXA	45			■		■			
Lift check valves to ANSI/ASME	ECOLINE PTF 150-600	45			■	■			
	ECOLINE PTF 800	45			■	■			
	SICCA 150-4500 PCF	46			■	■			
Lift check valves for nuclear applications	NUCA lift check valves	46				■			
	RJN	46				■			
	RYN	46	■			■			

Design/Application	Type series	Page	Automation	Water Transport and Water Treatment	Industry	Energy Conversion	Building Services	Solids Transport	Pharmaceuticals / Food
Swing check valves to DIN/EN	ECOLINE WT/WTI	47			■		■		
	STAAL 40 AKK/AKKS	47			■	■			
	STAAL 100 AKK/AKKS	47			■	■			
	AKR/AKRS	47			■	■			
	ZRS	47			■	■			
	SISTO-RSK/RSKS	48		■	■	■	■	■	
	SERIE 2000	48		■	■		■		
Swing check valves to ANSI/ASME	ECOLINE SCC 150-600	48			■	■			
	ECOLINE SCF 150-600	48			■	■			
	ECOLINE SCF 800	48			■	■			
	ECOLINE SCV 150-300	49			■	■			
	SICCA 150-600 SCC	49			■	■			
	SICCA 900-3600 SCC	49			■	■			
Swing check valves for nuclear applications	SISTO-RSKNA	49				■			
	ZRN	49				■			
Tilting disc check valves to DIN/EN	COBRA-TDC01/03	50		■	■	■			
Strainers to DIN/EN	BOA-S	50			■	■	■		
	NORI 40 FSL/FSS	50			■	■	■		
	BOACHEM-FSA	50			■		■		
Strainers to ANSI/ASME	ECOLINE FYC 150-600	51			■	■			
	ECOLINE FYF 800	51			■	■			
Centred-disc butterfly valves	BOAX-CBV13	51		■	■	■	■		
	BOAX-S/SF	51	■				■		
	BOAX-B	52	■	■	■		■		
	ISORIA 10/16	52	■	■	■	■		■	
	ISORIA 20/25	52	■	■	■	■	■		
	MAMMOUTH	52	■	■	■	■			
	KE	52	■	■	■				■
Double-offset butterfly valves	APORIS-DEB02	53		■	■	■			
	DANAIS 150	53	■	■	■	■	■	■	■
	DANAIS MTII	53	■		■	■		■	
	DANAIS CRYO	53	■		■				
	DANAIS CRYO AIR	53	■		■				
Triple-offset butterfly valves	TRIODIS 150	54	■		■	■			
	TRIODIS 300	54	■		■	■			
	TRIODIS 600	54	■		■	■			
Butterfly valves for nuclear applications	CLOSSIA	54	■			■			
Combined butterfly/check valves	DUALIS	55		■					
Single-piece ball valves	MP-CI/MP-II	55	■	■					
	PROFIN VT1	55		■	■		■		
Two-piece ball valves	ECOLINE BLT 150-300	55	■		■	■			■
	PROFIN VT2L	56		■	■		■		
Three-piece ball valves	ECOLINE BLC 1000	56	■		■	■			■
	PROFIN S13	56	■	■	■		■		
	PROFIN VT3	56		■	■		■		
Soft-seated diaphragm valves to DIN/EN	SISTO-KB	57	■	■	■	■		■	
	SISTO-16	57	■	■	■	■			
	SISTO-16S	57	■	■	■	■			
	SISTO-16RGAMaXX	57		■			■		
	SISTO-16TWA	57	■	■			■		
	SISTO-20	58	■		■	■			■
	SISTO-C	58	■	■					■
Diaphragm valves for nuclear applications	SISTO-20NA	58	■			■			
	SISTO-DrainNA	58				■			

Design/Application	Type series	Page	Automation	Water Transport and Water Treatment	Industry	Energy Conversion	Building Services	Solids Transport	Pharmaceuticals / Food
Feed water bypass valves	ZJSVM/RJSVM	59	■		■	■			
Expansion and anti-vibration joints	ECOLINE GE1/GE2/GE3	59			■		■		
	ECOLINE GE4	59			■		■		

Actuators

Design/Application	Type series	Page	Water Transport and Water Treatment	Industry	Energy Conversion	Building Services	Solids Transport	Pharmaceuticals / Food
Levers	CR/CM	60	■	■	■	■		
	S/SR/SP	60	■	■	■	■		
Manual gearboxes	MS	60	■	■		■		
	MC	60	■	■	■	■	■	
	MA	61		■	■			
Electric actuators	MultiTurn SA+GS / SAR+GS	61	■	■	■	■		
	QuarterTurn AQ, AQL / SQ	61	■	■	■	■		
	SISTO-LAE	61	■	■	■	■	■	
Hydraulic actuators	HQ EVO	62	■	■	■			
	ACTAIR EVO	62	■	■	■			
	DYNACTAIR EVO	62	■	■	■			
Pneumatic actuators	SISTO-LAD	62	■	■	■	■	■	
	SISTO-LAP	63	■	■	■	■	■	
	SISTO-C LAP	63						■
	MIL 37-38	63	■	■	■	■		■
	MIL 67-68	63	■	■	■			
	MIL 95-96	63	■	■				
Control accessories	EMO	64	■	■	■	■		

KSB offers a wide range of actuators. Just contact our specialists.

Automation

Design/Application	Type series	Page	Water Transport and Water Treatment	Industry	Energy Conversion	Building Services	Solids Transport	Pharmaceuticals / Food
Monitoring	AMTROBOX	65	■	■	■			
	AMTROBOX Ex ia	65	■	■	■			
	AMTROBOX ATEX Zone 22	65	■	■	■			
	AMTROBOX M	65	■	■	■	■		
	AMTROBOX R	65	■	■	■			
	AMTROBOX R Ex ia	66	■	■	■			
	BOATRONIC	66	■	■		■		

Design/Application	Type series	Page	Water Transport and Water Treatment	Industry	Energy Conversion	Building Services	Solids Transport	Pharmaceuticals / Food
ON/OFF valve controllers	AMTRONIC U	66	■	■	■			
	AMTRONIC U Ex ia	66	■	■	■			
Positioners	SMARTRONIC U MA	67	■	■	■			
	SMARTRONIC U AS-i	67	■	■	■			
Intelligent positioners	SMARTRONIC U PC	67	■	■	■			

Fluids handled

	BOA-SuperCompact	BOA-Compact	BOA-Compact EKB	BOA-W	BOA-H	BOA-H/HE/HV/HEV	NORI 40 ZXLBV/ZXSbv	NORI 40 ZXLB/ZXSB	NORI 40 ZYLB/ZYSB	BOACHEM-ZXAB/ZYAB	ECOLINE GLB 150-600	ECOLINE GLB 800	NORI 40 ZXL/ZXS	NORI 40 ZXLf/ZXSf	NORI 160 ZXL/ZXS	NORI 160 ZXLf/ZXSf	NORI 320 ZXSv	NORI 500 ZXSv	BOACHEM-ZXA	ECOLINE VA 16	SICCA 150-600 GLC	SICCA 900-2500 GLC	SICCA 150-4500 GLF	ECOLINE GLC 150-600	ECOLINE GLF 150-600	ECOLINE GLF 800	ECOLINE GLV 150-300	
Abrasive fluids																												
Waste water with faeces																												
Waste water without faeces																												
Aggressive fluids																												
Inorganic fluids																												
Activated sludge																												
Brackish water																												
Service water			■																									
Steam					■	■	■	■	■	■	■	■	■	■	■	■	■	■	■	■	■	■	■	■	■	■	■	■
Distillate																												
Explosive fluids						■	■	■	■	■	■	■	■	■	■	■	■	■	■	■	■	■	■	■	■	■	■	■
Digested sludge																												
Solids-laden fluids																												
Solids (ore, sand, gravel, ash)																												
Flammable fluids					■	■	■	■	■	■	■	■	■	■	■	■	■	■	■	■	■	■	■	■	■	■	■	■
River, lake and groundwater																						■						
Liquefied gas																												
Fluids containing gas					■	■	■	■	■	■	■	■	■	■	■	■	■	■	■	■	■	■	■	■	■	■	■	■
Gases					■	■	■	■	■	■	■	■	■	■	■	■	■	■	■	■	■	■	■	■	■	■	■	■
Harmful fluids					■	■	■	■	■	■	■	■	■	■	■	■	■	■	■	■	■	■	■	■	■	■	■	■
Toxic fluids					■	■	■	■	■	■	■	■	■	■	■	■	■	■	■	■	■	■	■	■	■	■	■	■
High-temperature hot water					■	■	■	■	■	■	■	■	■	■	■	■	■	■	■	■	■	■	■	■	■	■	■	■
Heating water	■	■		■	■						■	■										■						
Highly aggressive fluids											■	■								■								
Condensate					■	■	■	■	■	■	■	■	■	■	■	■	■	■	■	■	■	■	■	■	■	■	■	■
Corrosive fluids					■	■	■	■	■	■	■	■	■	■	■	■	■	■	■	■	■	■	■	■	■	■	■	■
Valuable fluids					■	■	■	■	■	■	■	■	■	■	■	■	■	■	■	■	■	■	■	■	■	■	■	■
Fuels																												
Cooling water	■	■	■																			■						
Volatile fluids					■	■	■	■	■	■	■	■	■	■	■	■	■	■	■	■	■	■	■	■	■	■	■	■
Fire-fighting water																						■		■				
Solvents																												
Seawater																							■	■	■	■	■	■
Fluids containing mineral oils					■	■	■	■	■	■	■	■	■	■	■	■	■	■	■	■	■	■	■	■	■	■	■	■
Oils					■	■	■	■	■	■	■	■	■	■	■	■	■	■	■	■	■	■	■	■	■	■	■	■
Organic fluids																												
Polymerising/crystallising fluids														■	■	■	■	■	■	■	■	■	■	■	■	■	■	■
Radioactive fluids																												
Cleaning agents																												
Raw sludge																												
Lubricants																						■						
Grey water																							■					
Brine																												
Feed water					■	■	■	■	■	■	■	■	■	■	■	■	■	■	■	■	■	■	■	■	■	■	■	■
Dipping paints																												
Drinking water			■																									
Vacuum						■	■	■	■	■	■	■	■	■	■	■	■	■	■	■	■	■	■	■	■	■	■	■
Thermal oils					■	■	■	■	■	■	■	■	■	■	■	■	■	■	■	■	■	■	■	■	■	■	■	■
Wash water			■																			■						

Fluids handled

	NUCA globe valves ZYNB/ZYN ZXNB ZXNVB				BOA-CVE C/CS/W/IMS/EKB/IMS EKB BOA-CVE H BOA-CVP H			BOA-Control /BOA-Control IMS BOA-Control PIC BOA-Control SBV BOA-Control DPR				CONDA-VLC	CONDA-VRC	CONDA-VSM	BOAVENT-AVF BOAVENT-SVF BOAVENT-SIF BOAVENT-SVA	SISTO-VentNA SISTO-KRVNA	ZJSVA/ZXSVA	ZJSVM/RJSVM	
Abrasive fluids																			
Waste water with faeces																			
Waste water without faeces																			
Aggressive fluids																			
Inorganic fluids																			
Activated sludge																			
Brackish water																			
Service water																			
Steam	■	■	■	■															
Distillate																			
Explosive fluids																			
Digested sludge																			
Solids-laden fluids																			
Solids (ore, sand, gravel, ash)																			
Flammable fluids																			
River, lake and groundwater																			
Liquefied gas																			
Fluids containing gas	■	■	■	■															
Gases	■	■	■	■															
Harmful fluids																			
Toxic fluids	■	■	■	■															
High-temperature hot water	■	■	■	■															
Heating water																			
Highly aggressive fluids																			
Condensate																			
Corrosive fluids																			
Valuable fluids																			
Fuels																			
Cooling water	■	■	■	■															
Volatile fluids																			
Fire-fighting water																			
Solvents																			
Seawater																			
Fluids containing mineral oils																			
Oils																			
Organic fluids																			
Polymerising/crystallising fluids																			
Radioactive fluids	■	■	■	■															
Cleaning agents																			
Raw sludge																			
Lubricants																			
Grey water																			
Brine																			
Feed water																			
Dipping paints																			
Drinking water																			
Vacuum																			
Thermal oils																			
Wash water																			

Applications

	NUCA globe valves ZYNB/ZYN ZXNB ZXNVB				BOA-CVE C/CS/W/IMS/EKB/IMS EKB BOA-CVE H BOA-CVP H			BOA-Control / BOA-Control IMS BOA-Control PIC BOA-Control SBV BOA-Control DPR				CONDA-VLC	CONDA-VRC	CONDA-VSM	BOAVENT-AVF BOAVENT-SVF BOAVENT-SIF BOAVENT-SVA	SISTO-VentNA SISTO-KRVNA	ZJSVA/ZXSVA	ZJSVM/RJSVM
Spray irrigation																		
Mining																		
General irrigation																		
Chemical industry																		
Pressure boosting																		
Disposal																		
Drainage																		
Descaling units																		
District heating																		
Solids transport																		
Fire-fighting systems																		
Gas pipelines																		
Gas storage facilities																		
Maintenance of groundwater levels																		
Domestic water supply																		
HVAC systems																		
Homogenisation																		
Industrial recirculation systems																		
Nuclear power stations																		
Boiler feed applications																		
Boiler recirculation																		
Waste water treatment plants																		
Air-conditioning systems																		
Condensate transport																		
Fossil-fuelled power stations																		
Cooling circuits																		
Paint shops																		
Food and beverage industry																		
Seawater desalination / reverse osmosis																		
Mixing																		
Pulp and paper industry																		
Petrochemical industry																		
Pharmaceutical industry																		
Pipelines and tank farms																		
Refineries																		
Flue gas desulphurisation																		
Rainwater harvesting																		
Recirculation																		
Shipbuilding																		
Sludge disposal																		
Sludge processing																		
Snow-making systems																		
Swimming pools																		
Keeping in suspension																		
Thermal oil circulation																		
Process engineering																		
Heat recovery systems																		
Hot-water heating systems																		
Washing plants																		
Water treatment																		
Water extraction																		
Water supply																		
Sugar industry																		

Applications

	Lift check valves to DINEN		Lift check valves to ANSI/ASME			Lift check valves for nuclear applications			Swing check valves to DINEN						Swing check valves to ANSI/ASME						Swing check valves for nuclear applications		Tilting disc check valves to DINEN		
	RG5	BOACHEM-RXA	ECOLINE PTF 150-600	ECOLINE PTF 800	SICCA 150-4500 PCF	NUCA lift check valves	RJN	RYN	ECOLINE WT/WTI	STAAL 40 AKK/AKKS	STAAL 100 AKK/AKKS	AKR/AKRS	ZRS	SISTO-RSK/RSKS	SERIE 2000	ECOLINE SCC 150-600	ECOLINE SCF 150-600	ECOLINE SCF 800	ECOLINE SCV 150-300	SICCA 150-600 SCC	SICCA 900-3600 SCC	SISTO-RSKNA	ZRN	COBRA-TDC01/03	
Spray irrigation																									
Mining	■				■					■	■	■								■					
General irrigation			■												■										■
Chemical industry	■	■			■				■	■	■	■	■	■	■					■					
Pressure boosting																									
Disposal																									
Drainage																									
Descaling units	■	■			■				■	■	■	■								■	■				
District heating									■	■	■	■			■										
Solids transport																									
Fire-fighting systems														■											
Gas pipelines																									
Gas storage facilities																									
Maintenance of groundwater levels																									
Domestic water supply					■				■											■					
HVAC systems																									
Homogenisation																									
Industrial recirculation systems									■						■										
Nuclear power stations	■					■	■	■		■	■	■	■									■	■		
Boiler feed applications	■			■	■				■	■	■	■	■			■	■	■	■	■	■				
Boiler recirculation	■				■				■	■	■	■	■							■	■				
Waste water treatment plants																									
Air-conditioning systems									■						■	■									
Condensate transport		■								■															
Fossil-fuelled power stations	■	■		■	■				■	■	■	■	■			■	■	■	■	■	■				
Cooling circuits					■				■	■										■					
Paint shops																									■
Food and beverage industry																									
Seawater desalination / reverse osmosis			■											■	■										■
Mixing																									
Pulp and paper industry	■	■			■				■	■	■	■	■		■					■	■				
Petrochemical industry	■	■		■	■				■	■	■	■	■		■	■	■	■	■	■	■				
Pharmaceutical industry					■															■					
Pipelines and tank farms				■	■											■	■	■	■	■	■				
Refineries				■	■											■	■	■	■	■	■				
Flue gas desulphurisation														■											
Rainwater harvesting					■				■											■					
Recirculation					■				■											■					
Shipbuilding	■	■								■	■	■			■										■
Sludge disposal																									
Sludge processing																									
Snow-making systems									■	■	■														
Swimming pools																									
Keeping in suspension																									
Thermal oil circulation					■				■						■					■					
Process engineering	■	■		■	■				■	■	■	■	■	■	■	■	■	■	■	■	■				
Heat recovery systems					■				■											■	■				
Hot-water heating systems					■				■						■					■					
Washing plants																									
Water treatment			■											■	■										■
Water extraction					■															■					■
Water supply			■		■										■					■					■
Sugar industry	■	■			■				■	■	■	■	■		■					■	■				

Applications

	BOA-5 NORI 40 FSL/FSS BOACHEM-FSA	ECOLINE FYC 150-600 ECOLINE FYF 800	BOAX-CBV13 BOAX-S/SF BOAX-B ISORIA 10/16 ISORIA 20/25 MAMMOUTH KE	APORIS-DEB02 DANAIS 150 DANAIS MTII DANAIS CRYO DANAIS CRYO AIR	TRIODIS 150 TRIODIS 300 TRIODIS 600	CLOSSIA	DUALIS	MP-CI/MP-II PROFIN VT1	ECOLINE BLT 150-300 PROFIN VT2L
Spray irrigation									
Mining	■								
General irrigation									
Chemical industry	■								
Pressure boosting									
Disposal									
Drainage									
Descaling units		■							
District heating									
Solids transport									
Fire-fighting systems									
Gas pipelines									
Gas storage facilities									
Maintenance of groundwater levels									
Domestic water supply									
HVAC systems									
Homogenisation									
Industrial recirculation systems									
Nuclear power stations									
Boiler feed applications	■	■							
Boiler recirculation	■	■							
Waste water treatment plants									
Air-conditioning systems									
Condensate transport	■	■							
Fossil-fuelled power stations		■							
Cooling circuits									
Paint shops									
Food and beverage industry		■							
Seawater desalination / reverse osmosis									
Mixing									
Pulp and paper industry	■	■							
Petrochemical industry	■	■							
Pharmaceutical industry									
Pipelines and tank farms		■							
Refineries		■							
Flue gas desulphurisation									
Rainwater harvesting									
Recirculation									
Shipbuilding	■	■							
Sludge disposal									
Sludge processing									
Snow-making systems		■							
Swimming pools									
Keeping in suspension									
Thermal oil circulation	■	■							
Process engineering	■	■							
Heat recovery systems									
Hot-water heating systems									
Washing plants									
Water treatment									
Water extraction									
Water supply									
Sugar industry	■	■							

Soft-seated globe valves to DIN/EN

BOA-SuperCompact



PN	6/10/16
DN	20 - 200
T [°C]	≥ -10 - ≤ +120

Description

Globe valve to DIN/EN with wafer-type body, super-compact DN face-to-face length to EN 558/94, slanted seat design with vertical bonnet, with flange alignment holes for centring, dead-end service and downstream dismantling; single-piece body, insulating cap with anti-condensation feature as standard, position indicator, locking device, travel stop, soft main and back seat; maintenance-free, full insulation possible.

Applications

Hot-water heating systems up to 120 °C. Air-conditioning systems. Not suitable for fluids containing mineral oils, steam or fluids liable to attack EPDM and grey cast iron. Other fluids on request.

m, e

<https://www.ksb.com/en-gb/lc/B03A>

BOA-Compact



PN	6/16
DN	15 - 200
T [°C]	≥ -10 - ≤ +120

Description

Globe valve to DIN/EN with flanged ends, short face-to-face length to EN 558/14, slanted seat design with vertical bonnet, single-piece body, EPDM-encapsulated throttling plug, soft main and back seat, position indicator, locking device, travel stop, insulating cap with anti-condensation feature; maintenance-free, full insulation possible.

Applications

Hot-water heating systems up to 120 °C. Air-conditioning systems. Not suitable for fluids containing mineral oils, steam or fluids liable to attack EPDM and cast iron. Other fluids on request.

m, e

<https://www.ksb.com/en-gb/lc/B01A>

BOA-Compact EKB



PN	10/16
DN	15 - 200
T [°C]	≥ -10 - ≤ +80

Description

Globe valve to DIN/EN with flanged ends, compact face-to-face length for drinking water supply systems, with electrostatic plastic coating inside and outside, slanted seat design with vertical bonnet, EPDM-encapsulated throttling plug, single-piece body, position indicator, locking device, travel stop, soft main and back seat; maintenance-free, (PN 10 DVGW-approved).

Applications

Water supply systems, drinking water, air-conditioning systems. Cooling circuits. Suitable for installation in copper pipes as per installation instructions (operating manual). Not suitable for fluids containing mineral oils, steam or fluids liable to attack EPDM and the electrostatic plastic coating. Other fluids on request.

m, e

<https://www.ksb.com/en-gb/lc/B02A>

BOA-W



PN	6/16
DN	15 - 200
T [°C]	≥ -10 - ≤ +120

Description

Globe valve to DIN/EN with flanged ends, standard face-to-face length to EN 558/1, slanted seat design with vertical bonnet, single-piece body, EPDM-encapsulated throttling plug, soft main and back seat, position indicator, locking device, travel stop, insulating cap with anti-condensation feature; maintenance-free; full insulation possible.

Applications



Hot-water heating systems up to 120 °C. Air-conditioning systems. Not suitable for fluids containing mineral oils, steam or fluids liable to attack EPDM and grey cast iron. Other fluids on request.

m, e



<https://www.ksb.com/en-gb/lc/B07B>

Bellows-type globe valves to DIN/EN



BOA-H

	PN	16/25	Description Bellows-type globe valve to DIN/EN with flanged ends, with on/off disc or throttling plug, standard position indicator with colour coding for identification of valve design, replaceable valve disc; bellows protected when valve is in fully open position; seat/disc interface made of wear and corrosion resistant chrome steel or chrome nickel steel. Applications Hot-water heating systems, high-temperature hot water systems, cooling circuits, heat transfer systems, general steam applications in building services and industry. Other fluids on request.
	DN	15 - 350	
	T [°C]	≥ -10 - ≤ +350	
 m			https://www.ksb.com/en-gb/lc/B08A



BOA-H/HE/HV/HEV

	PN	25/40	Description Bellows-type globe valve to DIN/EN with flanged ends (BOA-H and BOA-HV), butt weld ends or socket weld ends (BOA-HE and BOA-HEV), with on/off disc or throttling plug, seat/disc interface made of wear and corrosion resistant chrome steel or chrome nickel steel. Applications Industrial plants, building services, power stations and shipbuilding. For water, steam, thermal oils, gas and other non-aggressive fluids. Other fluids on request.
	DN	10 - 350	
	T [°C]	≥ -10 - ≤ +450	
 m, e, p			https://www.ksb.com/en-gb/lc/B19A



NORI 40 ZXLBV/ZXSBV

	PN	25/40	Description Bellows-type globe valve to DIN/EN with flanged ends (ZXLBV), butt weld ends or socket weld ends (ZXSBV), tapered on/off disc or throttling plug, two-piece stem, integrated position indicator, seat/disc interface made of wear and corrosion resistant chrome steel or chrome nickel steel. Applications Industrial plants, power stations, process engineering and shipbuilding. For water, steam, thermal oils, gas and other non-aggressive fluids. Other fluids on request.
	DN	10 - 200	
	T [°C]	≥ -10 - ≤ +450	
 m			https://www.ksb.com/en-gb/lc/N04A

NORI 40 ZXLB/ZXSB

	PN	25/40	Description Bellows-type globe valve to DIN/EN with flanged ends (ZXLB), butt weld ends or socket weld ends (ZXSB), replaceable tapered on/off disc or throttling plug, two-piece stem, integrated position indicator, seat/disc interface made of wear and corrosion resistant chrome steel or chrome nickel steel. Applications Industrial plants, power stations, process engineering and shipbuilding. For water, steam, thermal oils, gas and other non-aggressive fluids. Other fluids on request.
	DN	10 - 200	
	T [°C]	≥ -10 - ≤ +450	
 m, e, p			https://www.ksb.com/en-gb/lc/N03A

NORI 40 ZYLB/ZYSB

	PN	25/40	Description Bellows-type globe valve to DIN/EN with flanged ends (ZYLB) or butt weld ends (ZYSB), Y-valve, with replaceable throttling plug (up to DN 100) or on/off disc (DN 125 and above), single-piece non-rotating stem, position indicator, travel stop, locking device; seat/disc interface made of wear and corrosion resistant chrome steel or chrome nickel steel. Applications Heat transfer systems, industrial plants, building services and shipbuilding. For thermal oils, water, steam, gas and other non-aggressive fluids. Other fluids on request.
	DN	15 - 300	
	T [°C]	≥ -10 - ≤ +450	
 m			https://www.ksb.com/en-gb/lc/N51A

BOACHEM-ZXAB/ZYAB



PN	10 - 40
DN	15 - 400
T [°C]	≥ -10 - ≤ +400

Description

Bellows-type globe valve to DIN/EN with flanged ends, body made of stainless steel, with replaceable on/off disc or throttling plug.

Applications

Process engineering, industry, building services, food and beverage industries, for aggressive fluids. Other fluids on request.

m, e, p

<https://www.ksb.com/en-gb/lc/B39B>

Bellows-type globe valves to ANSI/ASME

ECOLINE GLB 150-600



Class	150 - 600
NPS [inch]	2 - 12
T [°C]	≥ 0 - ≤ +427

Description

Globe valve to ANSI/ASME with flanged ends, cast steel/stainless steel body, trim and bellows made of stainless steel, with bolted bonnet, outside screw and yoke, sealed by graphite gland packing and metal bellows, stainless steel/graphite gaskets.

Applications

Petrochemical plants, chemical plants, power stations, process engineering and general industrial applications; for thermal oil, steam, toxic and volatile fluids. Other fluids on request.

m, e

<https://www.ksb.com/en-gb/lc/E14A>

ECOLINE GLB 800



Class	150 - 800
NPS [inch]	½ - 2
T [°C]	≥ 0 - ≤ +427

Description

Globe valve to ANSI/ASME with threaded sockets (NPT) or socket weld ends (SW), cast steel/stainless steel body, trim and bellows made of stainless steel, outside screw and yoke, sealed by graphite gland packing and metal bellows, stainless steel/graphite gaskets.

Applications

Petrochemical plants, chemical plants, power stations, process engineering and general industrial applications; for thermal oil, steam, toxic and volatile fluids. Other fluids on request.

m, e

<https://www.ksb.com/en-gb/lc/E17A>

Globe valves to DIN/EN with gland packing

NORI 40 ZXL/ZXS



PN	25/40
DN	10 - 400
T [°C]	≥ -10 - ≤ +450

Description

Globe valve to DIN/EN with flanged ends (ZXL), butt weld ends or socket weld ends (ZXS), with gland packing, with on/off disc or throttling plug, rotating stem, seat/disc interface made of wear and corrosion resistant chrome steel or chrome nickel steel.

Applications

Industrial plants, power stations, process engineering and shipbuilding. For water and steam. Other non-aggressive fluids such as gas or oil on request.

m

<https://www.ksb.com/en-gb/lc/N02A>

NORI 40 ZXLF/ZXSf



PN	25/40
DN	10 - 200
T [°C]	≥ -10 - ≤ +450

Description

Globe valve to DIN/EN with flanged ends (ZXLF), butt weld ends or socket weld ends (ZXSf), with gland packing, with on/off disc or throttling plug, non-rotating stem, integrated position indicator, seat/disc interface made of wear and corrosion resistant chrome steel or chrome nickel steel.

Applications

Industrial plants, power stations, process engineering and shipbuilding. For water and steam. Other non-aggressive fluids such as gas or oil on request.

m, e, p

<https://www.ksb.com/en-gb/lc/N05A>

NORI 160 ZXL/ZXS



PN	63 - 160
DN	10 - 200
T [°C]	≥ -10 - ≤ +550

Description

Globe valve to DIN/EN with flanged ends (ZXL), butt weld ends or socket weld ends (ZXS), with gland packing, with on/off disc or throttling plug, rotating stem, seat/disc interface made of wear and corrosion resistant 17 % chrome steel or Stellite.

Applications

Industrial plants, power stations, process engineering and shipbuilding. For water and steam. Other non-aggressive fluids such as gas or oil on request.

m

<https://www.ksb.com/en-gb/lc/N12A>

NORI 160 ZXLF/ZXSf



PN	63 - 160
DN	10 - 200
T [°C]	≥ -10 - ≤ +550

Description

Globe valve to DIN/EN with flanged ends (ZXLF), butt weld ends or socket weld ends (ZXSf), with gland packing, with on/off disc or throttling plug, non-rotating stem, integrated position indicator, seat/disc interface made of wear and corrosion resistant 17 % chrome steel or Stellite.

Applications

Industrial plants, power stations, process engineering and shipbuilding. For water and steam. Other non-aggressive fluids such as gas or oil on request.

m, e, p

<https://www.ksb.com/en-gb/lc/N13A>

NORI 320 ZXSV



PN	250 - 320
DN	10 - 50
T [°C]	≥ -10 - ≤ +580

Description

Globe valve to DIN/EN with butt weld or socket weld ends, gland packing, throttling plug, non-rotating stem, bayonet-type body/yoke connection, integrated position indicator, seat/disc interface made of Stellite.

Applications

Industrial plants, power stations, process engineering and shipbuilding. For water and steam. Other non-aggressive fluids such as gas or oil on request.

m, e, p

<https://www.ksb.com/en-gb/lc/N20A>

NORI 500 ZXSV



PN	250 - 500
DN	10 - 65
T [°C]	≥ -10 - ≤ +650

Description

Globe valve to DIN/EN with butt weld or socket weld ends, gland packing, throttling plug, non-rotating stem, bayonet-type body/yoke connection, integrated position indicator, seat/disc interface made of Stellite.

Applications

Industrial plants, power stations, process engineering and shipbuilding. For water and steam. Other non-aggressive fluids such as gas or oil on request.

m, e, p

<https://www.ksb.com/en-gb/lc/N21A>

BOACHEM-ZXA



PN	10 - 40
DN	15 - 400
T [°C]	≥ -10 - ≤ +400

Description

Globe valve to DIN/EN with flanged ends, body made of stainless steel, gland packing, rotating stem, with on/off disc or throttling plug.

Applications

Process engineering, industry, building services, food and beverage industries, for aggressive fluids. Other fluids on request.



m

<https://www.ksb.com/en-gb/lc/B38B>

ECOLINE VA16



PN	16
DN	15 - 250
T [°C]	≥ -10 - ≤ +300

Description

Globe valve to DIN/EN with flanged ends, body made of cast iron, with gland packing, rotating stem, with on/off disc or throttling plug.

Applications

District heating, domestic water supply, air-conditioning systems, cooling circuits, high-temperature hot water heating systems, water supply.



m, e

<https://www.ksb.com/en-gb/lc/E72A>

Globe valves to ANSI/ASME with gland packing

ECOLINE GLC 150-600



Class	150 - 600
NPS [inch]	2 - 10
T [°C]	≥ 0 - ≤ +649

Description

Globe valve to ANSI/ASME with flanged ends, cast steel A216 WCB, Trim 8 (Stellite/13 % chrome steel) for Class 150/300/600, Trim 5 (Stellite/Stellite) for Class 600, with bolted bonnet, outside screw and yoke, graphite gland packing, stainless steel/graphite gaskets.

Applications

Refineries, power stations, process engineering and general industrial applications; water, steam, oil, gas. Other fluids on request.



m, e

<https://www.ksb.com/en-gb/lc/E56A>

ECOLINE GLF 150-600



Class	150 - 600
NPS [inch]	½ - 2
T [°C]	≥ 0 - ≤ +816

Description

Globe valve to ANSI/ASME with flanged ends, forged steel A105, Trim 8 (Stellite/13 % chrome steel), with bolted bonnet, outside screw and yoke, graphite gland packing, stainless steel/graphite gaskets, reduced bore.

Applications

Industrial plants, power stations, process engineering, refineries, oil and marine applications; for water, steam, gas, oil and other non-aggressive fluids.



m, e

<https://www.ksb.com/en-gb/lc/EF5A>

ECOLINE GLF 800



Class	800
NPS [inch]	½ - 2
T [°C]	≥ 0 - ≤ +593

Description

Globe valve to ANSI/ASME with threaded sockets (NPT), butt weld ends (BW) or socket weld ends (SW), Trim 8 (Stellite/13 % chrome steel), with bolted bonnet, outside screw and yoke, graphite gland packing, stainless steel/graphite gaskets, available in carbon steel and alloy steel.

Applications

Industrial plants, power stations, process engineering, refineries, oil and marine applications; for water, steam, gas, oil and other non-aggressive fluids.



m, e

<https://www.ksb.com/en-gb/lc/E57A>

ECOLINE GLV 150-300



Class	150 - 300
NPS [inch]	2 - 12
T [°C]	≥ -29 - ≤ +427

Description
Globe valve to ANSI/ASME with flanged ends, cast steel A216 WCB, A351 CF8/CF8M/CN7M, Trims 2/8/10/13 for Class 150/300, with bolted bonnet, outside screw and yoke, graphite gland packing, stainless steel / graphite gasket.

Applications
Fine chemicals, food industry, general industry. For water, steam, gas and other fluids. Other fluids on request.

m, e

<https://www.ksb.com/en-gb/lc/EF3B>

SICCA 150-600 GLC



Class	150 - 600
NPS [inch]	2 - 28
T [°C]	≥ -29 - ≤ +593

Description
Globe valve to ANSI/ASME with flanged or butt weld ends, bolted bonnet, outside screw and yoke. Rising stem, Stellite hard-faced seat/disc interface made of 13 % chrome steel, with graphite gasket and gland packing, available in carbon steel, low-alloy steel and stainless steel.

Applications
Refineries, power stations, general industry and process engineering. For water, steam, oil, gas and non-aggressive fluids. Other fluids on request.

m, e

<https://www.ksb.com/en-gb/lc/S76A>

SICCA 900-2500 GLC



Class	900 - 2500
NPS [inch]	2 - 10
T [°C]	≥ -29 - ≤ +650

Description
Globe valve to ANSI/ASME with butt weld ends, Y-pattern, pressure seal design, outside screw and yoke, rising stem and non-rising handwheel, Stellite hard-faced seat/disc interface and back seat, with graphite gasket and gland packing. Available in carbon steel and alloy steel.

Applications
Power stations, general industry and process engineering. For water, steam, oil, gas and non-aggressive fluids. Other fluids on request.

m, e

<https://www.ksb.com/en-gb/lc/S82A>

SICCA 150-4500 GLF



Class	150 - 4500
NPS [inch]	¼ - 2½
T [°C]	≥ -29 - ≤ +650

Description
Globe valve to ANSI/ASME with NPT (F) threaded ends or socket weld ends, or integral flange (Class 150 - 600) with bolted bonnet (Class 150 - 800) or welded bonnet (Class 1500/2500/4500), outside screw and yoke, Stellite hard-faced body seat, disc seating face made of Stellite hard-faced 13 % chrome steel, with graphite gaskets and gland packing. Available in carbon steel, low-alloy steel and stainless steel.

Applications
Refineries, power stations, general industry and process engineering. For water, steam, oil, gas and non-aggressive fluids. Other fluids on request.

m, e

<https://www.ksb.com/en-gb/lc/S80A>

Globe valves for nuclear applications

NUCA globe valves



PN	≤ 210
DN	10 - 50
T [°C]	≥ -29 - ≤ +365

Description
Globe valve with butt weld or socket weld ends, for nuclear applications, with gland packing or bellows, replaceable seat (NUCA-ES), straight-way pattern, made of steel or stainless steel.

Applications
Reactor cooling, moderator, safety feed, feed water, live steam and cleaning systems.

m, e, p

<https://www.ksb.com/en-gb/lc/N71A>

ZXNB



PN	≤ 210
DN	65 - 400
T [°C]	≥ -29 - ≤ +365

Description

Bellows-type globe valve with butt weld ends, for nuclear applications with safety-related requirements, in straight-way or angle pattern, or as a two-way valve, made of steel or stainless steel.

Applications

Reactor cooling, moderator, safety feed, feed water, live steam and cleaning systems.

m, e, p

<https://www.ksb.com/en-gb/lc/Z18A>

ZXNVB



PN	≤ 210
DN	4 - 25
T [°C]	≥ -29 - ≤ +365

Description

Globe valve with butt weld or socket weld ends, for nuclear applications, with gland packing or bellows, straight-way pattern, made of steel or stainless steel.

Applications

Reactor cooling, moderator, safety feed, feed water, live steam and cleaning systems.

m

<https://www.ksb.com/en-gb/lc/Z19A>

ZXN/ZYN



PN	≤ 50
DN	300 - 400
T [°C]	≥ -29 - ≤ +200

Description

Globe valve with butt weld ends, for nuclear applications with safety-related requirements, with gland packing or bellows, Y-valve, made of cast stainless steel.

Applications

Residual heat removal systems in nuclear applications.

e

<https://www.ksb.com/en-gb/lc/Z23A>

Control valves to DIN/EN

BOA-CVE C/CS/W/IMS/EKB/IMS EKB



PN	6/10/16
DN	15 - 200
T [°C]	≥ -10 - ≤ +120

Description

Control valve to DIN/EN based on standard type series BOA-Compact, BOA-SuperCompact, BOA-W, BOA-Compact EKB, BOA-Control IMS and BOA-Control IMS EKB, bonnetless pressure-retaining body, soft-seated. Leakage rate selectable from 0.05 % to drop-tight, Kvs values between 6.3 and 700 m³/h and closing pressures of up to 16 bar. With intelligent microprocessor-controlled and pre-set electric actuators providing actuating forces from 1000 N to 14,000 N; electronic configuration of flow characteristic, Kvs value, actuating signal and actuating time using PC tool or manual parameterisation unit. Customised configuration can be implemented at the KSB factory on request.

Applications

Hot-water heating systems up to 120 °C. Ventilation and air-conditioning systems. Water supply systems, drinking water. Not suitable for fluids containing mineral oils, steam or fluids liable to attack EPDM and uncoated cast iron. Other fluids on request.

e

<https://www.ksb.com/en-gb/lc/B04A>

BOA-CVE H



PN	16/25/40
DN	15 - 200
T [°C]	≥ -10 - ≤ +450

Description

Service-friendly control valve to DIN/EN with flanged ends, either with linear or equal-percentage control characteristic at Kvs values of 0.1 to 630 m³/h and closing pressures of up to 40 bar; all internal parts are easy to replace without special tools, including the reversible seat; noise level reduced by standard two-stage pressure reduction combining a parabolic plug and multi-hole cage; with electric actuator.

Applications

General industrial facilities, process engineering, plant engineering, cooling circuits, heating systems.

e

<https://www.ksb.com/en-gb/lc/B26A>

BOA-CVP H



PN	16/25/40
DN	15 - 200
T [°C]	≥ -10 - ≤ +450

Description

Service-friendly control valve to DIN/EN with flanged ends, either with linear or equal-percentage control characteristic at Kvs values of 0.1 to 630 m³/h and closing pressures of up to 40 bar; all internal parts are easy to replace without special tools, including the reversible seat; noise level reduced by standard two-stage pressure reduction combining a parabolic plug and multi-hole cage; with pneumatic actuator.

Applications

General industrial facilities, process engineering, plant engineering, cooling circuits, heating systems.

p

<https://www.ksb.com/en-gb/lc/B72A>

Control valves to ANSI/ASME

MIL 10000



Class	150 - 1500
NPS [inch]	¾ - 16
T [°C]	≥ -29 - ≤ +454

Description

The top- and bottom-guided double-ported control valve is characterised by a high permissible pressure drop across the valve. The high flow capacity typical of this design is attained with low pressure recovery. Bi-directional flow is permitted; wide flow passage, suitable for viscous fluids.

Applications

Industry, power stations, process engineering.

e, h, p

<https://www.ksb.com/en-gb/lc/M15A>

MIL 21000



Class	150 - 2500
NPS [inch]	½ - 12
T [°C]	≥ -196 - ≤ +540

Description

Top-guided single-ported heavy post-guided control valve for a wide temperature range.

Applications

Industry, power stations, process engineering.

e, h, p

<https://www.ksb.com/en-gb/lc/M57A>

MIL 27000



Class	150 - 300
NPS [inch]	½ - 4
T [°C]	≥ -27 - ≤ +427

Description

Compact and light-weight construction, rugged stem guiding, field-reversible actuator, tight shut-off.

Applications

The globe valve is used in industrial segments with moderate pressure drop for handling fluids with a low solids content, viscous fluids in refineries, and fluids in the petrochemical, pharmaceutical, chemical, and bio-medical industries where accurate monitoring and control of the valve position is critical as it affects product quality.

p

<https://www.ksb.com/en-gb/lc/M31A>

MIL 29000



Class	150 - 1500
NPS [inch]	½ - 1
T [°C]	≥ -100 - ≤ +343

Description

Compact microflow globe valves with high rangeability (500:1), quick-change trim for on-site adjustment of flow coefficient, rugged cage-style plug guide; anti-cavitation design available.

Applications

Industry, power stations, process engineering (e.g. fine control of spray water), chemical, petrochemical and pharmaceutical engineering.

p

<https://www.ksb.com/en-gb/lc/M32A>

MIL 35500



Class	150 - 300
NPS [inch]	1 - 12
T [°C]	≥ -29 - ≤ +200

Description
Uni-directional control ball valve with single-piece body for high flow rates with modified equal-percentage characteristic. Available with leakage classes IV, V (metal-seated) and VI (soft-seated) to FCI 70.2.

Applications
Ideally suited for clean/dirty fluids, slurries and high-viscosity fluids in control applications and applications with low differential pressure. Flow characteristics can be adjusted by varying the angle of the V-notch in the ball. The sharp edges of the V-notch obturator provide excellent shearing action; suitable for fluids containing fibres, slurries and high-viscosity fluids.

e, h, p

<https://www.ksb.com/en-gb/lc/MCSA>

MIL 41000



Class	150 - 3000
NPS [inch]	½ - 32
T [°C]	≥ -196 - ≤ +566

Description
Cage-guided single-ported heavy-duty control valves, high pressure drop capability; noise reduction and anti-cavitation solution available by replacing the standard cage.

Applications
Industry, power stations, process engineering, chemical and petrochemical engineering.

e, h, p

<https://www.ksb.com/en-gb/lc/M37A>

MIL 50000



Class	150 - 600
NPS [inch]	½ - 4
T [°C]	≥ -250 - ≤ -27

Description
Cryogenic control valves with extended body, rugged guided extended valve plug, body-bonnet bolting outside the cold box.

Applications
Used in LNG terminals, storage tanks during transport and storage, bench testing of cryogenic engines for rockets and space shuttles, LPG production and processing plants, etc.

e, h, p

<https://www.ksb.com/en-gb/lc/M38A>

MIL 70000



Class	150 - 2500
NPS [inch]	½ - 10
T [°C]	≥ -100 - ≤ +566

Description
Top-guided single-ported heavy-duty control valves in angle pattern.

Applications
Industry, power stations, process engineering, chemical and petrochemical engineering

e, h, p

<https://www.ksb.com/en-gb/lc/M40A>

MIL 71000



Class	150 - 3000
NPS [inch]	½ - 32
T [°C]	≥ -196 - ≤ +566

Description
Cage-guided single-ported high-performance angle valve.

Applications
Industry, power stations, process engineering, chemical and petrochemical engineering.

e, h, p

<https://www.ksb.com/en-gb/lc/M53A>

MIL 76000



Class 150 - 2500
NPS [inch] 1 - 2
T [°C] $\geq -27 - \leq +566$

Description

The letdown control valves in angle pattern are designed for all applications where flashing (flash evaporation) or two-phase (liquid and gaseous) flows may occur; no body/trim erosion, vibration or noise. Due to its angle pattern, the globe valve is self-draining.

Applications

Industry, power stations, process engineering, chemical and petrochemical engineering.

e, h, p

<https://www.ksb.com/en-gb/lc/M54A>

MIL 77000



Class 600 - 2500
NPS [inch] 2 - 8
T [°C] $\geq -27 - \leq +566$

Description

Multi-stage low-noise control valve with labyrinth trim.

Applications

Industry, power stations (e.g. start/bypass valve), process engineering, chemical and petrochemical engineering (e.g. control valve at hot high-pressure separators (HHPS)).

e, h, p

<https://www.ksb.com/en-gb/lc/M60A>

MIL 78000



Class 150 - 2500
NPS [inch] ½ - 6
T [°C] $\geq -29 - \leq +260$

Description

Multistage control valve in anti-cavitation design with wear-resistant multistage trim and detachable flow bush / spacer.

Applications

Industry, power stations, process engineering, chemical and petrochemical engineering.

e, h, p

<https://www.ksb.com/en-gb/lc/M64A>

MIL 81000



Class 150 - 2500
NPS [inch] ¾ - 12
T [°C] $\geq -30 - \leq +454$

Description

Three-way combining and diverting control valves.

Applications

Building services, industry, power stations.

e, h, p

<https://www.ksb.com/en-gb/lc/M65A>

MIL 91000



Class 150 - 3400
NPS [inch] ¾ - 12
T [°C] $\geq -29 - \leq +566$

Description

Multistage multi-path control valve with Matrix trim; pressures of up to 420 bar can be reduced by up to 50 pressure reduction stages, preventing cavitation and greatly reducing fluid velocity.

Applications

Industry, power stations, process engineering, chemical and petrochemical engineering.

e, h, p

<https://www.ksb.com/en-gb/lc/M76A>

Automatic recirculation valves

MIL 90000



Class	150 - 2500
NPS [inch]	1,5 - 12
T [°C]	≥ -29 - ≤ +260

Description

The automatic recirculation valve (ARV) is a multifunctional valve whose primary function is to ensure a pre-determined minimum flow through the centrifugal pump at all times.

Applications

Power stations, refineries, petrochemical industry.

e, h, p

<https://www.ksb.com/en-gb/lc/M74A>

Balancing and shut-off valves to DIN/EN

BOA-Control/BOA-Control IMS



PN	16
DN	15 - 350
T [°C]	≥ -10 - ≤ +120

Description

BOA-Control IMS:

Balancing valve to DIN/EN with flanged ends, single-piece body, with throttling plug, scaled position indicator, travel stop and insulating cap with anti-condensation feature, maintenance-free; full insulation possible; suitable for measuring flow rate with ultrasonic sensors and for temperature measurement, sensors not in contact with fluid handled, mobile measurements in combination with BOATRONIC MS measuring computer, permanent measurement set-up with BOATRONIC MS-420 measuring computer, constant accuracy independent of differential pressures. Also available with electrostatic plastic coating and DVGW-certified for drinking water (BOA-Control IMS EKB; up to DN 200).

BOA-Control:

Balancing valve to DIN/EN with flanged ends, single-piece body, with throttling plug, scaled position indicator, travel stop and insulating cap with anti-condensation feature, maintenance-free; full insulation possible; suitable for measuring flow rate with ultrasonic sensors and for temperature measurement, sensors not in contact with fluid handled, mobile measurements in combination with BOATRONIC MS measuring computer, constant accuracy independent of differential pressures. Also available with electrostatic plastic coating and DVGW-certified for drinking water (BOA-Control EKB; up to DN 200).

Applications

Hot-water heating systems up to 120 °C (BOA-Control and BOA-Control IMS), air-conditioning systems and cooling systems, and for permanent measurement set-ups (BOA-Control IMS), drinking water systems and industrial cooling circuits (EKB model). Not suitable for fluids containing mineral oils, steam or fluids liable to attack EPDM and uncoated grey cast iron.

m, e

<https://www.ksb.com/en-gb/lc/B05B>

BOA-Control PIC



PN	16/25
DN	10 - 150
T [°C]	≥ -10 - ≤ +120

Description

Pressure-independent combination valve, comprising a continuously adjustable flow controller and a control valve for hydraulic balancing and dynamic volume flow control at constant valve authority, with threaded ends (DN 10-50) and flanged ends (DN 65-150). Continuously variable adjustment of the volume flow rate setpoint directly at the valve thanks to the digital scale, with mechanical locking function. With measurement ports for checking the pressure and minimum differential pressure.

Available in various volume flow rate control ranges (LF/HF) from 43 to 8586 l/h (valve with threaded ends) and from 4.4 to 160 m³/h (valve with flanged ends). With actuator mounting option (M 30 x 1.5) for the electrical control of an additional variable such as room temperature by adjusting the volume flow.

Applications

Heating, air-conditioning and refrigerating systems (e.g. central heating systems, underfloor heating, fan coil units and cooling ceiling systems), and industrial plants.

m, e

<https://www.ksb.com/en-gb/lc/B75A>

BOA-Control SBV



PN	25	Description Maintenance-free balancing and measurement valve with female threaded ends, Y-pattern, continuous presetting, with position indicator readable from all angles (360°). Includes travel stop and 2 measurement ports with fixed measuring orifice (tolerance +/- 5 %) for measuring pressure, differential pressure and flow. Minimum space requirements thanks to non-rising handwheel and all functional parts being positioned on the same side as the handwheel.
DN	15 - 50	
T [°C]	≥ -10 - ≤ +120	
		Applications Heating, air-conditioning and refrigerating systems, and industrial plants.

<https://www.ksb.com/en-gb/lc/B79A>

BOA-Control DPR



PN	16/25	Description Differential pressure control valve / proportional control valve for the constant control of an adjustable differential pressure setpoint without auxiliary energy, with threaded ends (DN 15 - 50) or flanged ends (DN 65 - 100). Setpoint can be adjusted continuously and read from the outside at any time. The valve closes automatically with rising pressure. Includes quick-measurement ports for measuring pressure loss. Available in various pressure control ranges (LP/HP) from 5 to 80 kPa (threaded ends) and from 80 to 160 kPa (flanged ends).
DN	15 - 100	
T [°C]	≥ -10 - ≤ +120	
		Applications Heating, air-conditioning and refrigerating systems, and industrial plants.

<https://www.ksb.com/en-gb/lc/B66A>

Level control valves to DIN/EN

CONDA-VLC



PN	16	Description Float valve to DIN/EN for controlling maximum and minimum liquid levels in tanks, with flanged ends (DN 40-300) or threaded ends (DN 25-32), body made of nodular cast iron; valve disc, stem, float and seat made of stainless steel.
DN	25 - 300	
T [°C]	≥ -10 - ≤ +70	
		Applications Water supply systems, industry and building services. For controlling water levels.

<https://www.ksb.com/en-gb/lc/C52A>

Pressure reducing valves to DIN/EN

CONDA-VRC



PN	16/25/40/63	Description Direct-acting pressure reducing valve to DIN/EN with flanged ends (DN 50-150) or threaded ends (DN 15-50), body made of nodular cast iron; valve disc, stem and seat made of stainless steel.
DN	15 - 150	
T [°C]	≥ -10 - ≤ +70	
		Applications In water supply systems for controlling downstream pressure, in fire-fighting systems for reducing excess pressure caused by pumps, in irrigation systems, industry and building services as an efficient protection against water hammer.

<https://www.ksb.com/en-gb/lc/C53A>

Pressure sustaining valves to DIN/EN

CONDA-VSM



PN	16/25/40
DN	50 - 150
T [°C]	≥ -10 - ≤ +70

Description
Direct-acting pressure sustaining valve to DIN/EN with flanged ends, body made of nodular cast iron, valve disc, stem and seat made of stainless steel.

Applications
Controlling upstream pressure in water supply systems, irrigation systems or fire-fighting systems, in industry and building services.

<https://www.ksb.com/en-gb/lc/C53A>

Air valves to DIN/EN

BOAVENT-AVF



PN	16
DN	50 - 300
T [°C]	≥ -10 - ≤ +120

Description
Automatic air valve with two floats and three functions. Flanged ends, body made of nodular cast iron, double-chamber design with ABS floats. The air valve ensures proper operation of piping systems. It is specially designed to allow the entry and discharge of large volumes of air and the release of air pockets in working conditions.

Applications
Water supply, clean water, irrigation.

<https://www.ksb.com/en-gb/lc/B45A>

BOAVENT-SIF



PN	16
DN	25 - 200
T [°C]	≥ -10 - ≤ +70

Description
Automatic air valve with one float and three functions. With flanged ends (DN 25-300R) or threaded ends (DN 25-150), body made of stainless steel, single-chamber design with polypropylene float. The air valve ensures proper operation of piping systems. It is specially designed to allow the entry and discharge of large volumes of air and the release of air pockets in working conditions.

Applications
Water supply, clean water, irrigation.

<https://www.ksb.com/en-gb/lc/B47A>

BOAVENT-SVA



PN	16
DN	50 - 200
T [°C]	≥ -10 - ≤ +60

Description
Automatic air valve with one float and three functions. With flanged ends or threaded ends, body made of nodular cast iron, single-chamber design with polypropylene float. The air valve ensures proper operation of piping systems. It is specially designed to allow the entry and discharge of large volumes of air and the release of air pockets in working conditions.

Applications
Water supply, waste water, untreated waste water.

<https://www.ksb.com/en-gb/lc/B46A>

BOAVENT-SVF



PN	16/25/40
DN	25 - 300
T [°C]	≥ -10 - ≤ +70

Description

Automatic air valve with one float and three functions. With flanged ends (DN 25-300R) or threaded ends (DN 25-150), body made of nodular cast iron (PN 16-40) or carbon steel (PN 64), single-chamber design with polypropylene float. The air valve ensures proper operation of piping systems. It is specially designed to allow the entry and discharge of large volumes of air and the release of air pockets in working conditions.

Applications

Water supply, clean water, irrigation.

<https://www.ksb.com/en-gb/lc/B47A>

Vent valves for nuclear applications

SISTO-VentNA



PN	16
DN	15
T [°C]	≥ -20 - ≤ +100

Description

Soft-seated vent valve with butt weld ends, for nuclear applications

Applications

Heating systems, air-conditioning systems.

<https://www.ksb.com/en-gb/lc/S53A>

SISTO-KRVNA



PN	16
DN	25 - 100
T [°C]	≥ -20 - ≤ +100

Description

Vent valve with flanged or butt weld ends, for nuclear applications, soft-seated, with floating ball.

Applications

Tank venting, drainage systems.

<https://www.ksb.com/en-gb/lc/S35A>

Start and stop control valves to DIN/EN

ZJSVA/ZXSVA



PN	≤ 600
DN	65/60 - 250/125
T [°C]	≥ -10 - ≤ +650

Description

Start and stop control valve to DIN/EN, with butt weld ends, pressure seal design, billet-forged body, seat/disc interface made of wear and corrosion resistant Stellite, single-piece stem and throttling plug assembly for high differential pressures.

Applications

In industrial plants, power stations, process engineering and shipbuilding. For water and steam. Other non-aggressive fluids such as gas or oil on request.

● m, e, p

<https://www.ksb.com/en-gb/lc/Z06A>

Gate valves to DIN/EN

COBRA-SGP/SGO



PN	10/16
DN	40 - 600
T [°C]	≥ -10 - ≤ +110

Description
Gate valve to DIN/EN with flanged ends, elastomer-coated wedge, bolted bonnet, rotating stem, inside screw, body made of nodular cast iron.

Applications
Water supply systems, water treatment systems, air-conditioning systems.

m, e

<https://www.ksb.com/en-gb/lc/C50A>

COBRA-SMP



PN	16
DN	40 - 300
T [°C]	≥ -10 - ≤ +110

Description
Gate valve to DIN/EN with flanged ends, bolted bonnet, metal-seated, rotating stem, inside screw, body and flexible wedge made of nodular cast iron, stem and seats made of stainless steel.

Applications
Water supply systems, heating systems, air-conditioning systems, general industrial applications, building services.

m, e

<https://www.ksb.com/en-gb/lc/C47A>

ECOLINE SP



PN	10/16/25
DN	40 - 600
T [°C]	≥ -10 - ≤ +110

Description
Gate valve to DIN/EN with flanged ends, bolted bonnet, metal-seated, rotating stem, inside screw, body made of cast iron, seats made of brass.

Applications
Water supply systems, heating systems, air-conditioning systems, general industrial applications, water engineering, building services.

m, e

<https://www.ksb.com/en-gb/lc/E71A>

ECOLINE GT 40



PN	10 - 40
DN	50 - 600
T [°C]	≥ -10 - ≤ +400

Description
Gate valve to DIN/EN with flanged ends or butt weld ends, bolted bonnet, body made of cast steel, non-rotating stem, with flexible wedge, seat/disc interface made of wear and corrosion resistant 13 % chrome steel or Stellite.

Applications
Industrial plants, process engineering and shipbuilding. For water and steam. Other non-aggressive fluids such as gas or oil on request.

m, e

<https://www.ksb.com/en-gb/lc/EF2A>

STAAL 40 AKD/AKDS



PN	10 - 40
DN	50 - 900
T [°C]	≥ -10 - ≤ +530

Description
Gate valve to DIN/EN with flanged ends (AKD) or butt weld ends (AKDS), with bolted bonnet, body of forged or welded construction, non-rotating stem, split wedge with flexibly mounted discs for precise alignment with the body seats. Seat/disc interface made of wear and corrosion resistant 17 % chrome steel.

Applications
Industrial plants, power stations, process engineering and shipbuilding. For water and steam. Other non-aggressive fluids such as gas or oil on request.

m, e

<https://www.ksb.com/en-gb/lc/S16A>

STAAL 100 AKD/AKDS



PN	63 - 100
DN	50 - 600
T [°C]	≥ -10 - ≤ +530

Description

Gate valve to DIN/EN with flanged ends (AKD) or butt weld ends (AKDS), with bolted bonnet, body of forged or welded construction, non-rotating stem, split wedge with flexibly mounted discs for precise alignment with the body seats. Seat/disc interface made of wear and corrosion resistant 17 % chrome steel or Stellite.

Applications

Industrial plants, power stations, process engineering and shipbuilding. For water and steam. Other non-aggressive fluids such as gas or oil on request.

m, e, p

<https://www.ksb.com/en-gb/lc/S32A>

AKG-A/AKGS-A



PN	63 - 160
DN	65 - 300
T [°C]	≥ -10 - ≤ +550

Description

Gate valve to DIN/EN with flanged ends (AKG-A) or butt weld ends (AKGS-A), pressure seal design, body of forged or welded construction, non-rotating stem, split wedge with flexibly mounted discs for precise alignment with the body seats. Seat/disc interface made of wear and corrosion resistant 17 % chrome steel or Stellite.

Applications

Industrial plants, power stations, process engineering and shipbuilding. For water and steam. Other non-aggressive fluids such as gas or oil on request.

m, e, p

<https://www.ksb.com/en-gb/lc/A01A>

ZTS



PN	≤ 600
Class	4500
DN	50 - 800
NPS [inch]	2 - 32
T [°C]	≥ -10 - ≤ +650

Description

Gate valve to DIN/EN or ANSI/ASME with butt weld ends, pressure seal design, billet-forged body, seat/disc interface made of wear and corrosion resistant Stellite, split wedge with flexibly mounted discs for precise alignment with the body seats.

Applications

Industrial plants, power stations, process engineering and shipbuilding. For water and steam. Other non-aggressive fluids such as gas or oil on request.

m, e, p

<https://www.ksb.com/en-gb/lc/Z05A>

Gate valves to ANSI/ASME

ECOLINE GTB 150-600



Class	150 - 600
NPS [inch]	2 - 12
T [°C]	≥ 0 - ≤ +427

Description

Gate valve to ANSI/ASME with flanged ends or butt weld ends, cast steel/stainless steel body, trim and bellows made of stainless steel, with bolted bonnet, outside screw and yoke, sealed by graphite gland packing and metal bellows, stainless steel/graphite gaskets.

Applications

Petrochemical plants, chemical plants, power stations, process engineering and general industrial applications; for thermal oil, steam, toxic and volatile fluids. Other fluids on request.

m, e

<https://www.ksb.com/en-gb/lc/EH7A>

ECOLINE GTB 800



Class	150 - 800
NPS [inch]	½ - 2
T [°C]	≥ 0 - ≤ +427

Description

Gate valve to ANSI/ASME with threaded sockets (NPT) or socket weld ends (SW), cast steel/stainless steel body, trim and bellows made of stainless steel, bolted bonnet, outside screw and yoke, sealed by graphite gland packing and metal bellows, stainless steel/graphite gaskets.

Applications

Petrochemical plants, chemical plants, power stations, process engineering and general industrial applications; for thermal oil, steam, toxic and volatile fluids. Other fluids on request.

m, e

<https://www.ksb.com/en-gb/lc/E20A>

ECOLINE GTC 150-600



Class NPS [inch] T [°C]	150 - 600	Description Gate valve to ANSI/ASME with flanged ends, cast steel A216 WCB, Trim 8 (Stellite/13 % chrome steel) for Class 150/300/600, Trim 5 (Stellite/Stellite) for Class 600, with bolted bonnet, outside screw and yoke, non-rotating stem, flexible wedge, graphite gland packing, stainless steel/graphite gaskets. Applications Industrial plants, power stations, process engineering, refineries, oil and marine applications; for water, steam, gas, oil and other non-aggressive fluids.
	2 - 24	
	$\geq 0 - \leq +649$	

m, e

<https://www.ksb.com/en-gb/lc/E59A>

ECOLINE GTF 150-600



Class NPS [inch] T [°C]	150 - 600	Description Gate valve to ANSI/ASME with flanged ends, forged steel A105, Trim 8 (Stellite/13 % chrome steel), with bolted bonnet, outside screw and yoke, non-rotating stem, single-piece wedge, graphite gland packing, stainless steel/graphite gaskets, reduced bore. Applications Industrial applications, power stations, process engineering, refineries, oil and marine applications; water, steam, gas, oil and other non-aggressive fluids.
	$\frac{1}{2} - 2$	
	$\geq 0 - \leq +816$	

m, e

<https://www.ksb.com/en-gb/lc/EF6A>

ECOLINE GTF 800



Class NPS [inch] T [°C]	800	Description Gate valve to ANSI/ASME with threaded sockets (NPT), butt weld ends (BW) or socket weld ends (SW), Trim 8 (Stellite/13 % chrome steel), with bolted bonnet, outside screw and yoke, single-piece wedge, graphite gland packing, stainless steel/graphite gaskets, available in carbon steel and alloy steel. Applications Industrial applications, power stations, process engineering, refineries, oil and marine applications; water, steam, gas, oil and other non-aggressive fluids.
	$\frac{1}{2} - 2$	
	$\geq 0 - \leq +593$	

m, e

<https://www.ksb.com/en-gb/lc/E61A>

ECOLINE GTV 150-300



Class NPS [inch] T [°C]	150 - 300	Description Gate valve to ANSI/ASME with flanged ends, cast steel A216 WCB, A351 CF8/CF8M/CN7M, Trims 2/8/10/13 for Class 150/300, with bolted bonnet, outside screw and yoke, non-rotating stem, flexible wedge, graphite gland packing, stainless steel / graphite gasket. Applications Fine chemicals, food industry, general industry; water, steam, gas and other fluids.
	2 - 12	
	$\geq -29 - \leq +427$	

m, e

<https://www.ksb.com/en-gb/lc/EE9B>

SICCA 150-600 GTC



Class NPS [inch] T [°C]	150 - 600	Description Gate valve to ANSI/ASME with flanged or butt weld ends, with bolted bonnet, outside screw and yoke, flexible wedge, rising stem, non-rising handwheel, Stellite hard-faced seat/disc interface made of 13 % chrome steel, with graphite gasket and gland packing. Available in carbon steel, low-alloy steel and stainless steel. Applications Power stations, general industry and process engineering. For water, steam, oil, gas and non-aggressive fluids. Other fluids on request.
	2 - 48	
	$\geq -29 - \leq +593$	

m, e

<https://www.ksb.com/en-gb/lc/S77A>

SICCA 900-3600 GTC



Class 900 - 3600
NPS [inch] 2 - 32
T [°C] $\geq -29 - \leq +650$

Description
Gate valve to ANSI/ASME with butt weld ends, pressure seal design, split wedge, outside screw and yoke, rising stem and non-rising handwheel, Stellite hard-faced seat/disc interface and back seat, with graphite gasket and gland packing. Available in carbon steel and alloy steel.

Applications
Power stations, general industry and process engineering. For water, steam, oil, gas and non-aggressive fluids. Other fluids on request.

m, e

<https://www.ksb.com/en-gb/lc/S83A>

SICCA 150-2500 GTF



Class 150 - 2500
NPS [inch] $\frac{1}{4} - 2\frac{1}{2}$
T [°C] $\geq -29 - \leq +650$

Description
Gate valve to ANSI/ASME with NPT (F) threaded ends or socket weld ends, or integral flange (Class 150 - 600) with bolted bonnet (Class 150 - 800) or welded bonnet (Class 1500/2500), solid wedge, outside screw and yoke, Stellite hard-faced seat/disc interface made of 13 % chrome steel, with graphite gaskets and gland packing. Available in carbon steel, low-alloy steel and stainless steel.

Applications
Refineries, power stations, general industry and process engineering. For water, steam, oil, gas and non-aggressive fluids. Other fluids on request.

m, e

<https://www.ksb.com/en-gb/lc/S79A>

Gate valves for nuclear applications

ZTN



PN ≤ 320
DN 80 - 700
T [°C] $\geq -29 - \leq +365$

Description
Gate valve with butt weld ends, for nuclear applications, with bolted or pressure seal bonnet, forged or welded body, non-rotating stem, in split-wedge or parallel-disc design, made of steel or stainless steel.

Applications
Reactor cooling, safety feed, feed water, live steam, cleaning and condensate systems.

m, e, p

<https://www.ksb.com/en-gb/lc/Z14A>

Body pressure relief valves

UGS



PN ≥ 10
DN 10 - 15

Description
Spring-loaded body pressure relief valve to DIN/EN, with or without bursting disc, for gate valves in pressure seal design.

Applications
Industrial plants, power stations, process engineering and shipbuilding. For water and steam. Other non-aggressive fluids such as gas or oil on request.

<https://www.ksb.com/en-gb/lc/U18A>

Knife gate valves to DIN/EN

HERA-BD



PN	10
DN	50 - 1200
T [°C]	≥ -10 - ≤ +120

Description
Knife gate valve to DIN/EN with wafer-type single-piece or two-piece body made of nodular cast iron, bi-directional, with gland packing, non-rising stem, corrosion-protected by epoxy coating.

Applications

Industrial plants, waste water engineering, process engineering and food industry. For water, waste water and solids-laden fluids. Other fluids on request.

m, e, p

<https://www.ksb.com/en-gb/lc/H62A>

Knife gate valves to ANSI/ASME

HERA-BDS



Class	150
DN	50 - 600
T [°C]	≥ -10 - ≤ +120

Description
Knife gate valve to ANSI/ASME with full-lug body made of carbon steel or stainless steel; bi-directional, with gland packing, rubber-lined, rising stem, non-rising handwheel.

Applications

Primarily in mining for handling slurries, abrasive fluids and high-density fluids; also in pulp applications, cement plants, waste water treatment plants and the chemical industry. Other fluids on request.

m, e, p

<https://www.ksb.com/en-gb/lc/H10A>

HERA-BHT



Class	150
DN	80 - 600
T [°C]	≥ -10 - ≤ +100

Description
Knife gate valve to ANSI/ASME with semi-lug body made of carbon steel or stainless steel, bi-directional, with gland packing, through-going blade, rising stem, non-rising handwheel, robust yoke for actuator mounting as standard.

Applications

Primarily in mining for handling slurries and high-density fluids; excellent flow characteristic due to through-going blade; also in pulp applications and water applications. Other fluids on request.

m, e, p

<https://www.ksb.com/en-gb/lc/H09A>

HERA-SH



Class	150
DN	50 - 1000
T [°C]	≥ -10 - ≤ +180

Description
Knife gate valve to ANSI/ASME with full-lug single-piece body made of carbon steel or stainless steel; uni-directional, with gland packing, rising stem, non-rising handwheel.

Applications

Industrial plants and waste water engineering, pulp and paper industry, food and beverage industry, chemical industry. For water, waste water and solids-laden fluids. Other fluids on request.

m, e, p

<https://www.ksb.com/en-gb/lc/HB5A>

Lift check valves to DIN/EN

BOA-RPL/RPL F-F



PN	10/16
DN	25 - 400
T [°C]	≥ -10 - ≤ +70

Description

Ball check valve to DIN/EN with flanged or female/female-threaded ends, made of nodular cast iron, NBR-coated ball, bolted cover, suitable for installation in vertical or horizontal pipes.

Applications

Water supply systems, water treatment systems, waste water.

<https://www.ksb.com/en-gb/lc/B44A>

BOA-RFV



PN	10/16/25/40/63
DN	40 - 600
T [°C]	≥ -10 - ≤ +90

Description

Nozzle check valve to DIN/EN with flanged ends, Venturi-type body, max. flow velocity 2.5 m/s. Body made of cast iron, check disc made of brass and cast iron, seat made of stainless steel. Suitable for installation in horizontal or vertical pipes. Rapid closure without surge pressures.

Applications

Water supply systems, heating systems, air-conditioning systems.

<https://www.ksb.com/en-gb/lc/B43A>

BOA-RVK



PN	6/10/16
DN	15 - 200
T [°C]	≥ -20 - ≤ +250

Description

Lift check valve to DIN/EN with wafer-type body, centring aided by the body shape, shut-off by spring-loaded plate or valve disc guided by three stainless steel guiding pins. Low-noise designs with plastic plate (DN 15 - 100) or valve disc with O-ring (DN 125 - 200), maintenance-free.

Applications

Industrial plants and heating systems, liquids and gases, hot-water heating systems, high-temperature hot water heating systems, heat transfer systems. Any limits given in the technical codes must be complied with. Not suitable for fluids liable to attack the materials used. Other fluids on request.

<https://www.ksb.com/en-gb/lc/B11A>

BOA-R



PN	6/16
DN	15 - 350
T [°C]	≥ -10 - ≤ +350

Description

Lift check valve to DIN/EN with flanged ends, spring-loaded valve disc, maintenance-free.

Applications

Hot-water heating systems, high-temperature hot water heating systems, heat transfer systems. General steam applications in building services and industry. Other fluids on request.

<https://www.ksb.com/en-gb/lc/B10A>

NORI 40 RXL/RXS



PN	25/40
DN	10 - 300
T [°C]	≥ -10 - ≤ +450

Description


Lift check valve to DIN/EN with flanged ends (RXL), butt weld ends or socket weld ends (RXS), check disc with closing spring, seat/disc interface made of wear and corrosion resistant chrome steel or chrome nickel steel.

Applications


Industrial plants, power stations, process engineering and shipbuilding. For water and steam. Other non-aggressive fluids such as gas or oil on request.

<https://www.ksb.com/en-gb/lc/N00A>


NORI 160 RXL/RXS

	PN	63 - 160	Description Lift check valve to DIN/EN with flanged ends (RXL), butt weld ends or socket weld ends (RXS), check disc with closing spring, seat/disc interface made of wear and corrosion resistant 17 % chrome steel or Stellite.
	DN	10 - 200	
	T [°C]	≥ -10 - ≤ +550	Applications Industrial plants, power stations, process engineering and shipbuilding. For water and steam. Other non-aggressive fluids such as gas or oil on request.
			https://www.ksb.com/en-gb/lc/N10A

RGS


	PN	250 - 400	Description Lift check valve to DIN/EN with butt weld or socket weld ends, Y-pattern, check disc with closing spring, pressure seal design, Hastelloy-faced body seats.
	DN	10 - 50	
	T [°C]	≥ -10 - ≤ +580	Applications Industrial plants, power stations, process engineering and shipbuilding. For water and steam. Other non-aggressive fluids such as gas or oil on request.
			https://www.ksb.com/en-gb/lc/R01A

BOACHEM-RXA


	PN	10 - 40	Description Lift check valve to DIN/EN with flanged ends, body made of stainless steel, check disc with closing spring, lapped seat/disc interface.
	DN	15 - 400	
	T [°C]	≥ -10 - ≤ +400	Applications Process engineering, industry, building services, food and beverage industries, for aggressive fluids. Other fluids on request.
			https://www.ksb.com/en-gb/lc/B37B

Lift check valves to ANSI/ASME

ECOLINE PTF 150-600

	Class	150 - 600	Description Lift check valve to ANSI/ASME with flanged ends, forged steel A105, Trim 8 (Stellite/13 % chrome steel), reduced bore, with bolted cover, spring-loaded valve disc.
	NPS [inch]	½ - 2	
	T [°C]	≥ 0 - ≤ +816	Applications Industrial plants, power stations, process engineering, refineries, oil and marine applications; for water, steam, gas, oil and other non-aggressive fluids.
			https://www.ksb.com/en-gb/lc/E63A

ECOLINE PTF 800

	Class	800	Description Lift check valve to ANSI/ASME with threaded sockets (NPT), butt weld ends (BW) or socket weld ends (SW), Trim 8 (Stellite/13 % chrome steel), with bolted cover, spring-loaded valve disc, available in carbon steel and alloy steel.
	NPS [inch]	½ - 2	
	T [°C]	≥ 0 - ≤ +593	Applications Industrial plants, power stations, process engineering, refineries, oil and marine applications; for water, steam, gas, oil and other non-aggressive fluids.
			https://www.ksb.com/en-gb/lc/E64A

SICCA 150-4500 PCF



Class	150 - 4500
NPS [inch]	¼ - 2½
T [°C]	≥ -29 - ≤ +650

Description

Lift check valve to ANSI/ASME with threaded sockets (NPT), butt weld ends (BW) or socket weld ends (SW) or integral flange (Class 150 - 600), Trim 8 (Stellite/13 % chrome steel), with bolted cover (Class 150 - 800) or welded cover (Class 1500/2500/4500), spring-loaded check disc, available in carbon steel, low-alloy steel and stainless steel.

Applications

Refineries, power stations, general industry and process engineering. For water, steam, oil, gas and non-aggressive fluids. Other fluids on request.

<https://www.ksb.com/en-gb/lc/S81A>

Lift check valves for nuclear applications

NUCA lift check valves



PN	≤ 210
DN	10 - 50
T [°C]	≥ -29 - ≤ +365

Description

Lift check valve with butt weld ends or socket weld ends, for nuclear applications, with replaceable seat (NUCA-ES), straight-way pattern, made of steel or stainless steel.

Applications

Reactor cooling, moderator, safety feed, feed water, live steam and cleaning systems.

<https://www.ksb.com/en-gb/lc/N74A>

RJN



PN	≤ 140
DN	80 - 600
T [°C]	≥ -29 - ≤ +300

Description

Damped lift check valve with butt weld ends, for nuclear applications, individually selectable damping characteristic, made of steel or stainless steel.

Applications

Feed water and live steam systems.

RYN



PN	≤ 210
DN	65 - 300
T [°C]	≥ -29 - ≤ +365

Description

Combined lift check/shut-off valve with butt weld ends, for nuclear applications, Y-pattern, with gland packing or bellows, made of steel or stainless steel.

Applications

Feed water and live steam systems.

<https://www.ksb.com/en-gb/lc/R67A>

Swing check valves to DIN/EN

ECOLINE WT/WTI



PN	16	Description Swing check valve to DIN/EN with wafer-type body; body and valve disc made of carbon steel (WT) or stainless steel (WTI), O-ring made of Viton.
DN	50 - 300	
T [°C]	≥ -10 - ≤ +110	
		Applications Irrigation systems, district heating, domestic water supply, waste water treatment plants, air-conditioning systems, cooling circuits, water supply systems.

<https://www.ksb.com/en-gb/lc/E80A>

STAAL 40 AKK/AKKS



PN	10 - 40	Description Swing check valve to DIN/EN with flanged ends (AKK) or butt weld ends (AKKS), with bolted cover, internally mounted hinge pin, body of forged or welded construction, seat/disc interface made of wear and corrosion resistant 17 % chrome steel.
DN	80 - 400	
T [°C]	≥ -10 - ≤ +450	
		Applications Industrial plants, power stations, process engineering and shipbuilding. For water and steam. Other non-aggressive fluids such as gas or oil on request.

<https://www.ksb.com/en-gb/lc/S34A>

STAAL 100 AKK/AKKS



PN	63 - 100	Description Swing check valve to DIN/EN with flanged ends (AKK) or butt weld ends (AKKS), with bolted cover, internally mounted hinge pin, body of forged or welded construction, seat/disc interface made of wear and corrosion resistant 17 % chrome steel or Stellite.
DN	80 - 400	
T [°C]	≥ -10 - ≤ +530	
		Applications Industrial plants, power stations, process engineering and shipbuilding. For water and steam. Other non-aggressive fluids such as gas or oil on request.

<https://www.ksb.com/en-gb/lc/S36A>

AKR/AKRS



PN	63 - 160	Description Swing check valve to DIN/EN with flanged ends (AKR) or butt weld ends (AKRS), pressure seal design, internally mounted hinge pin, body of forged and welded construction, seat/disc interface made of wear and corrosion resistant 17 % chrome steel or Stellite.
DN	80 - 300	
T [°C]	≥ -10 - ≤ +550	
		Applications Industrial plants, power stations, process engineering and shipbuilding. For water and steam. Other non-aggressive fluids such as gas or oil on request.

<https://www.ksb.com/en-gb/lc/A03A>


ZRS




PN	≤ 600	Description Swing check valve to DIN/EN with butt weld ends, pressure seal design, internally mounted hinge pin, billet-forged body; seat/disc interface made of wear and corrosion resistant Stellite.
DN	50 - 800	
T [°C]	≥ -10 - ≤ +650	
		Applications Industrial plants, power stations, process engineering and shipbuilding. For water and steam. Other non-aggressive fluids such as gas or oil on request.

<https://www.ksb.com/en-gb/lc/Z01A>

SISTO-RSK/RSKS


	PN	16	Description Swing check valve to DIN/EN with flanged ends, in straight-way pattern, full bore, body with coating or lining, slanted-seat design, static sealing to atmosphere; with soft rubber encapsulated pre-loaded valve disc featuring short travel to closure. Applications Building services, industry and power stations; suitable for drinking water, service water, fluids handled in the food and beverage industry, abrasive and aggressive products in chemical engineering and process engineering.
	DN	25 - 300	
	T [°C]	≥ -20 - ≤ +140	
			https://www.ksb.com/en-gb/lc/S65A

SERIE 2000


	PN	16	Description Dual-plate check valve with single-piece, wafer-type body made of lamellar graphite cast iron, nodular cast iron, steel or stainless steel; metal/elastomer-seated or metal/metal-seated, maintenance-free, connections to EN, ASME or JIS. Applications Building services: heating, air-conditioning, water supply, irrigation, water treatment. General processes: water, air, gas. Process engineering, chemical and petrochemical industry, sugar industry, paper industry, water supply, desalination, marine applications: water, air, gas, hydrocarbons.
	Class	150/300	
	DN	50 - 600	
	T [°C]	≥ -196 - ≤ +538	
			https://www.ksb.com/en-gb/lc/S51A

Swing check valves to ANSI/ASME


ECOLINE SCC 150-600

	Class	150 - 600	Description Swing check valve to ANSI/ASME with flanged ends, cast steel A216 WCB, Trim 8 (Stellite/13 % chrome steel) for Class 150/300/600, Trim 5 (Stellite/Stellite) for Class 600, with bolted cover, internally mounted hinge pin (2"-12"), stainless steel/graphite gaskets. Applications Refineries, power stations, process engineering and general industry; water, steam, oil, gas. Other fluids on request.
	NPS [inch]	2 - 24	
	T [°C]	≥ 0 - ≤ +816	
			https://www.ksb.com/en-gb/lc/E68A

ECOLINE SCF 150-600

	Class	150 - 600	Description Swing check valve to ANSI/ASME with flanged ends, forged steel A105, Trim 8 (Stellite/13 % chrome steel), reduced bore, with bolted cover, internally mounted hinge pin. Applications Industrial plants, power stations, process engineering, refineries, oil and marine applications; for water, steam, gas, oil and other non-aggressive fluids.
	NPS [inch]	½ - 2	
	T [°C]	≥ 0 - ≤ +816	
			https://www.ksb.com/en-gb/lc/EF7A

ECOLINE SCF 800

	Class	800	Description Swing check valve to ANSI/ASME with threaded sockets (NPT), butt weld ends (BW) or socket weld ends (SW), Trim 8 (Stellite/13 % chrome steel), with bolted cover (Class 800) or welded cover (Class 1500 and 2500), internally mounted hinge pin, available in carbon steel and alloy steel. Applications Industrial plants, power stations, process engineering, refineries, oil and marine applications; for water, steam, gas, oil and other non-aggressive fluids.
	NPS [inch]	½ - 2	
	T [°C]	≥ 0 - ≤ +593	
			https://www.ksb.com/en-gb/lc/E70A

ECOLINE SCV 150-300



Class	150 - 300
NPS [inch]	2 - 12
T [°C]	≥ -29 - ≤ +427

Description
Swing check valve to ANSI/ASME with flanged ends, cast steel A216 WCB, A351 CF8/CF8M/CN7M, Trims 2/8/10/13 for Class 150/300, with bolted cover and stainless steel / graphite gasket.

Applications
Fine chemicals, food industry and general industry. For water, steam, gas and other fluids. Other fluids on request.

<https://www.ksb.com/en-gb/lc/EF4B>

SICCA 150-600 SCC



Class	150 - 600
NPS [inch]	2 - 44
T [°C]	≥ -29 - ≤ +593

Description
Swing check valve to ANSI/ASME with flanged or butt weld ends, with bolted cover, internally bracket-mounted hinge pin (up to NPS 12) and body-mounted hinge pin (NPS > 12). Bigger nominal sizes with anti-slam/dash pot arrangement (optional), graphite gaskets. Stellite hard-faced seat/disc interface made of 13 % chrome steel. Available in carbon steel, low-alloy steel and stainless steel.

Applications
Power stations, general industry and process engineering. For water, steam, oil, gas and non-aggressive fluids. Other fluids on request.

<https://www.ksb.com/en-gb/lc/S78A>

SICCA 900-3600 SCC



Class	900 - 3600
NPS [inch]	2 - 28
T [°C]	≥ -29 - ≤ +650

Description
Swing check valve to ANSI/ASME with butt weld ends, pressure seal design, internally mounted hinge pin, Stellite hard-faced seat/disc interface, with graphite gasket. Available in carbon steel and alloy steel.

Applications
Power stations, general industry and process engineering. For water, steam, oil, gas and non-aggressive fluids. Other fluids on request.

<https://www.ksb.com/en-gb/lc/S84A>

Swing check valves for nuclear applications

SISTO-RSKNA



PN	16
DN	25 - 300
T [°C]	≥ -20 - ≤ +100

Description
Swing check valve with flanged ends, body with or without lining, soft-seated, no dead volumes, straight-way pattern, full bore, slanted seat, static sealing to atmosphere; with soft rubber encapsulated pre-loaded valve disc featuring short travel to closure.

Applications
Waste water systems, pump systems.

<https://www.ksb.com/en-gb/lc/S52A>

ZRN



PN	≤ 210
DN	80 - 700
T [°C]	≥ -29 - ≤ +365

Description
Swing check valve for nuclear applications, with butt weld ends, with bolted cover, internally mounted hinge pin, forged body made of steel or stainless steel.

Applications
Safety feed, feed water, live steam and condensate systems.

<https://www.ksb.com/en-gb/lc/Z13A>

Tilting disc check valves to DIN/EN

COBRA-TDC01/03



PN	10/16/25/40
DN	150 - 1400
T [°C]	≥ -10 - ≤ +80

Description
Tilting disc check valve to DIN/EN with flanged ends, with lever and counterweight/hydraulic damper, body and valve disc made of nodular cast iron, body seats made of stainless steel.

Applications
Water supply systems

<https://www.ksb.com/en-gb/lc/C51A>

Strainers to DIN/EN

BOA-S



PN	6/16/25
DN	15 - 400
T [°C]	≥ -10 - ≤ +350

Description
Strainer to DIN/EN with flanged ends, with standard or fine screen; all nominal sizes with drain plug in the cover. Made of grey cast iron or nodular cast iron.

Applications
Hot-water heating systems, high-temperature hot water heating systems, heat transfer systems. General steam applications in building services and industry. Other fluids on request.

<https://www.ksb.com/en-gb/lc/B09A>

NORI 40 FSL/FSS



PN	25/40
DN	15 - 300
T [°C]	≥ -10 - ≤ +450

Description
Strainer to DIN/EN with flanged ends (FSL) or butt weld ends (FSS), made of cast steel, with standard or fine screen; all nominal sizes with drain plug in the cover, optional magnetic insert.

Applications
Heat transfer systems, industrial plants, building services and shipbuilding. For thermal oils, water, steam, gas and other non-aggressive fluids. Other fluids on request.

<https://www.ksb.com/en-gb/lc/N33A>

BOACHEM-FSA



PN	10 - 40
DN	15 - 400
T [°C]	≥ -10 - ≤ +400

Description
Strainer to DIN/EN with flanged ends, body made of stainless steel, with standard or fine screen; all nominal sizes with drain plug in the cover.

Applications
Process engineering, industry, building services, food and beverage industries, for aggressive fluids. Other fluids on request.

<https://www.ksb.com/en-gb/lc/B36B>

Strainers to ANSI/ASME

ECOLINE FYC 150-600



Class	150 - 600	Description
NPS [inch]	2 - 12	Strainer to ANSI/ASME with flanged ends, Y-pattern, bolted cover, cast steel A216 WCB, screen made of stainless steel 304, mesh width 1.5 mm.
T [°C]	≥ 0 - ≤ +816	Applications
		Refineries, power stations, process engineering and general industry; water, steam, oil, gas. Other fluids on request.

<https://www.ksb.com/en-gb/lc/E53A>

ECOLINE FYF 800



Class	800	Description
NPS [inch]	½ - 2	Strainer to ANSI/ASME with threaded sockets (NPT) or socket weld ends (SW), Y-pattern, with bolted cover, forged steel A105, screen made of stainless steel 304. Mesh width 0.8 to 0.9 mm.
T [°C]	≥ 0 - ≤ +816	Applications
		Industrial plants, power stations, process engineering, refineries, oil and marine applications; for water, steam, gas, oil and other non-aggressive fluids.

<https://www.ksb.com/en-gb/lc/EG1A>

Centred-disc butterfly valves

BOAX-CBV13



PN	10/16	Description
DN	50 - 1200	Centred-disc butterfly valve with epoxy coating. Perfect shut-off in either flow direction. Flanged ends to EN standards, body made of nodular cast iron, valve disc made of stainless steel.
T [°C]	≥ -10 - ≤ +70	Applications
		Shut-off or control duties, drinking water, seawater, water supply systems, water treatment systems and water distribution systems, waste water, irrigation, ultra-pure water, air, oil.

m, e, p

<https://www.ksb.com/en-gb/lc/B49A>

BOAX-S/SF





PN	6/10/16	Description
DN	20 - 600	Centred-disc butterfly valve with ISO 5211 compliant square shaft end for butterfly valves from DN 350, with heat barrier and elastomer liner (EPDM XU or nitrile K), with lever, manual gearbox or electric actuator (BOAX-S and BOAX-SF); semi-lug body (T2) or full-lug body (T4) for downstream dismantling and dead-end service. Valve disc made of stainless steel 1.4308, connections to EN.
T [°C]	≥ -10 - ≤ +130	Applications
		Building services, heating, ventilation, air-conditioning systems, for drinking water.



m, e, AMTROBOX

<https://www.ksb.com/en-gb/lc/B12A>



BOAX-B

	PN	10/16	Description Centred-disc butterfly valve with ISO 5211 compliant square shaft end, sealed by elastomer liner (EPDM XC / XU or nitrile K), with lever, manual gearbox, pneumatic or electric actuator; wafer-type body (T1), semi-lug body (T2), full-lug body (T4), flanged body (T5). Body types T2 and T4 are suitable for downstream dismantling and dead-end service. Valve disc made of nodular cast iron or stainless steel. Connections to EN.
	DN	40 - 1000	
	T [°C]	≥ -10 - ≤ +110	Applications Engineering contractors. General water circuits, fuel oil, oil. Shut-off and control duties in water management, water supply and water treatment, drainage and irrigation.
 m, e, p + AMTROBOX/AMTRONIC U/SMARTRONIC U			https://www.ksb.com/en-gb/lc/B16A



ISORIA 10/16

	PN	10/16	Description Centred-disc butterfly valve with ISO 5211 compliant square shaft end, sealed by elastomer liner, with lever or manual gearbox, pneumatic, electric or hydraulic actuator. Wafer-type body (T1), semi-lug body (T2), full-lug body (T4) or U-section body with flat faces (T5). Body types T2 and T4 are suitable for downstream dismantling and dead-end service with counterflange. Connections to EN, ASME, JIS.
	DN	40 - 1000	
	T [°C]	≥ -10 - ≤ +200	Applications Shut-off and control duties in all industrial and energy sectors.
 m, e, h, p + AMTROBOX/AMTRONIC U/SMARTRONIC U			https://www.ksb.com/en-gb/lc/I00A



ISORIA 20/25

	PN	20/25	Description Centred-disc butterfly valve with ISO 5211 compliant square shaft end, sealed by elastomer liner, with lever or manual gearbox, pneumatic, electric or hydraulic actuator. Semi-lug body (T2), full-lug body (T4) or U-section body with flat faces (T5). Body types T2, T4 and T5 are suitable for downstream dismantling and dead-end service with counterflange. Connections to EN, ASME, JIS.
	DN	32 - 1000	
	T [°C]	≥ -10 - ≤ +200	Applications Shut-off and control duties in all industrial and energy sectors.
 m, e, h, p + AMTROBOX/AMTRONIC U/SMARTRONIC U			https://www.ksb.com/en-gb/lc/I02A

MAMMOUTH

	PN	6/10/16/20/25	Description Centred-disc butterfly valve, sealed by elastomer liner, with manual gearbox, electric, hydraulic or counterweight actuator, U-section body with flat faces (T5), connections to EN, ASME or JIS.
	DN	1050 - 4000	
	T [°C]	≥ 0 - ≤ +80	Applications Water supply, water treatment, irrigation, drainage, desalination (reverse osmosis, multi-stage flash), industry. Cooling circuits and fire protection. Shipbuilding, steel industry and power stations (hydraulic, thermal, nuclear). Shut-off and control duties in all industrial sectors.
 m, e, p + AMTROBOX/AMTRONIC U/SMARTRONIC U			https://www.ksb.com/en-gb/lc/M01A

KE

	PN	10	Description Centred-disc butterfly valve with ISO 5211 compliant square shaft end and PFA liner. With lever, manual gearbox, pneumatic or electric actuator. With wafer-type body (T1), full-lug body (T4) or U-section body with raised faces (T6). EN, ASME, JIS connections possible.
	DN	40 - 600	
	T [°C]	≥ -20 - ≤ +200	Applications In the chemical industry, highly corrosive fluids: toxic and highly corrosive fluids which cannot be handled by metals or elastomers, thus requiring the sole use of PFA. Moderately corrosive and aggressive fluids allowing the use of a PFA liner with a stainless steel valve disc. Fluids requiring absolutely safe handling.
 m, e, h, p + AMTROBOX/AMTRONIC U/SMARTRONIC U			https://www.ksb.com/en-gb/lc/K02A

Double-offset butterfly valves

APORIS-DEB02



PN	10/16/25/40
DN	100 - 2200
T [°C]	≥ -10 - ≤ +80

Description

Double-offset butterfly valve with epoxy coating. Perfect shut-off in either flow direction. Flanged ends to EN standards, body and valve disc made of nodular cast iron.

Applications

Shut-off or control duties; drinking water, seawater, air, water engineering.

m, e, p

<https://www.ksb.com/en-gb/lc/A80A>

DANAİS 150



PN	≤ 25
Class	150
DN	50 - 1200
T [°C]	≥ -50 - ≤ +260

Description

Double-offset butterfly valve with ISO 5211 compliant square shaft end, with plastomer seat (also in fire-safe design), metal seat or elastomer seat (FKM [VITON R] or NBR [nitrile]). Lever or manual gearbox, pneumatic, electric or hydraulic actuator. Body made of nodular cast iron, cast steel, stainless steel or duplex stainless steel (254 SMO). Wafer-type body (T1), full-lug body (T4), T4 suitable for downstream dismantling and dead-end service with counterflange. Connections to EN, ASME or JIS. Fire-safe design tested and certified to API 607. Fugitive emissions performance tested and certified to EN ISO 15848-1. ATEX-compliant version in accordance with Directive 2014/34/EU.

Applications

Petroleum, gas, chemical and petrochemical industry, marine applications, transport of petroleum products and chemicals, sugar industry, geothermal energy, shipbuilding, low-pressure steam, vacuum service, mining, corrosive fluids, cleaning agents, highly aggressive fluids, brine, paper and pulp industry, fertilisers. All applications requiring offset-disc butterfly valves.

m, e, h, p + AMTROBOX/AMTRONIC U/SMARTONIC U

<https://www.ksb.com/en-gb/lc/D01A>

DANAİS MTII



PN	25/50
Class	150/300
DN	50 - 1000
T [°C]	≥ -50 - ≤ +260

Description

Double-offset butterfly valve with ISO 5211 compliant square shaft end, with plastomer seat or metal seat (fire-safe), without gland packing, maintenance-free, with lever or manual gearbox, pneumatic, electric or hydraulic actuator, body made of steel or stainless steel. Wafer-type body (T1), full-lug body (T4) or flanged body (T7) with flat or raised faces. Body types T4 and T7 are suitable for dead-end service. Connections to EN, ASME or JIS. Certified to German TA Luft Technical Guidelines on Air Quality Control.

Applications

Petroleum, gas, chemical and petrochemical industry, nuclear power stations, onshore and offshore plants; steam, vacuum and all applications requiring offset-disc butterfly valves; industrial gases (air separation units, oxygen)

m, e, h, p + AMTROBOX/AMTRONIC U/SMARTONIC U

<https://www.ksb.com/en-gb/lc/D02A>

DANAİS CRYO



PN	≤ 25
Class	150
DN	80 - 1200
T [°C]	≥ -253 - ≤ +200

Description

Double-offset butterfly valve for cryogenic applications; body with flanged ends (T7) with raised faces, or body with butt weld ends made of stainless steel to ASME Class 150, JIS, fire-safe design.

Applications

Liquefied natural gas (LNG) in LNG terminals and LNG tank farms, for marine transport. Supply of liquefied natural gas, hydrogen or ammonia.

m, e, h, p + AMTROBOX/AMTRONIC U/SMARTONIC U

<https://www.ksb.com/en-gb/lc/D40A>

DANAİS CRYO AIR



PN	10/16
Class	150
DN	50 - 600
T [°C]	≥ -253 - ≤ +200

Description

Double-offset butterfly valve for cryogenic applications, wafer-type body (T1), full-lug body (T4).

Applications

Air separation units (nitrogen, oxygen, argon, etc.), hydrogen, helium, Teisan Compact Nitrogen (TCN).

m, e, h, p + AMTROBOX/AMTRONIC U/SMARTONIC U

<https://www.ksb.com/en-gb/lc/D16A>

Triple-offset butterfly valves

TRIODIS 150



PN	≤ 25
Class	150
DN	50 - 1200
T [°C]	≥ -196 - ≤ +450

Description

Triple-offset butterfly valve, metal-seated (fire-safe), without gland packing, maintenance-free, with lever or manual gearbox, pneumatic, electric or hydraulic actuator. Body made of steel or stainless steel, full-lug body (T4), flanged body (T7) with flat or raised faces, body with butt weld ends (BWSE). Body types T4 and T7 are suitable for dead-end service. Connections to EN, ASME or JIS. Connections to ASME: Schedule 10S, 10, STD and XS to NPS for valves with butt weld ends (other connections on request). Fugitive emissions performance tested and certified to EN ISO 15848-1. Certified to German TA Luft Technical Guidelines on Air Quality Control. Fire-safe design tested and certified to EN ISO 10497 (BS 6755 - API 6FA). ATEX-compliant version in accordance with Directive 2014/34/EU. In compliance with NACE MR0175 / ISO 15156 and MR 0103.

Applications

Natural gas liquefaction. All liquefied gases. Heat transfer fluids, oil, gas, petrochemical industry, tank farms, refineries, onshore and offshore plants.

● m, e, h, p + AMTROBOX/AMTRONIC U/SMARTRONIC U

<https://www.ksb.com/en-gb/lc/T09A>

TRIODIS 300



PN	≤ 50
Class	300
DN	80 - 1200
T [°C]	≥ -196 - ≤ +450

Description

Triple-offset butterfly valve, metal-seated (fire-safe), without gland packing, maintenance-free, with lever or manual gearbox, pneumatic, electric or hydraulic actuator. Body made of steel or stainless steel, full-lug body (T4), flanged body (T7) with flat or raised faces, body with butt weld ends (BWSE). Body types T4 and T7 are suitable for dead-end service. Connections to EN, ASME or JIS. Connections to ASME: Schedule 40S and STD to NPS for valves with butt weld ends (other connections on request). Fugitive emissions performance tested and certified to EN ISO 15848-1. Certified to German TA Luft Technical Guidelines on Air Quality Control. Fire-safe design tested and certified to EN ISO 10497 (BS 6755 - API 6FA). ATEX-compliant version in accordance with Directive 2014/34/EU. In compliance with NACE MR0175 / ISO 15156 and MR 0103.

Applications

Natural gas liquefaction. All liquefied gases. Heat transfer fluids, aggressive fluids, oil, gas, petrochemical industry, tank farms, refineries, onshore and offshore plants.

● m, p + AMTROBOX/AMTRONIC U/SMARTRONIC U

<https://www.ksb.com/en-gb/lc/T11A>

TRIODIS 600



PN	≤ 100
Class	600
DN	150 - 1000
T [°C]	≥ -196 - ≤ +260

Description

Triple-offset butterfly valve, metal-seated (fire-safe), without gland packing, maintenance-free, with lever or manual gearbox, pneumatic, electric or hydraulic actuator. Body made of steel or stainless steel, full-lug body (T4), flanged body (T7) with flat or raised faces. Body types T4 and T7 are suitable for dead-end service. Connections to EN, ASME or JIS (other connections on request). Fugitive emissions performance tested and certified to EN ISO 15848-1. Certified to German TA Luft Technical Guidelines on Air Quality Control. Fire-safe design tested and certified to BS 6775-2. ATEX-compliant in accordance with Directive 2014/34/EU. In compliance with NACE MR0175 / ISO 15156 and MR 0103.

Applications

Natural gas liquefaction. All liquefied gases. Heat transfer fluids, aggressive fluids, oil, gas, petrochemical industry, tank farms, refineries, onshore and offshore plants.

● m, p + AMTROBOX/AMTRONIC U/SMARTRONIC U

<https://www.ksb.com/en-gb/lc/T12A>

Butterfly valves for nuclear applications

CLOSSIA



PN	≤ 5,5
DN	250/500/750/1000
T [°C]	≥ -20 - ≤ +170

Description

Double-offset butterfly valve, metal-seated, maintenance-free. Steel body with one flanged and one weld end connection. With safety actuator with manual, pneumatic or electric actuation.

Applications

In the containment of nuclear power stations.

● m, e, p

<https://www.ksb.com/en-gb/lc/C71A>

Combined butterfly/check valve

DUALIS



DN	500 - 1400	Description Combined butterfly/check valve with single-acting hydraulically controlled counterweight actuator. For mounting on valves with DN 500 to 1400.
T [°C]	≥ -10 - ≤ +65	
		Applications For installation in the pump discharge lines of pumping stations. Power station cooling circuits. Protects pipelines and turbines.

<https://www.ksb.com/en-gb/lc/D03A>

Single-piece ball valves

MP-CI/MP-II



PN	16	Description Ball valve to DIN/EN with wafer-type body made of Kanigen-treated carbon steel (MP/CI) or stainless steel (MP/II), stainless steel ball, PTFE/graphite seat.
DN	15 - 150	
T [°C]	≥ -10 - ≤ +200	Applications Irrigation and fire-fighting systems, domestic water supply, air-conditioning systems, cooling circuits, water supply systems.

m, p + AMTROBOX/AMTRONIC U

<https://www.ksb.com/en-gb/lc/M77A>

PROFIN VT1



PN	40	Description Ball valve to ANSI/ASME with threaded ends (BSP), single-piece body, reduced bore, solid ball, blowout-proof shaft, body made of stainless steel.
DN	8 - 50	
T [°C]	≥ -20 - ≤ +150	Applications Spray irrigation systems, general irrigation systems, fire-fighting systems, air-conditioning systems, paint shops, snow-making systems, washing plants, water supply systems, mining, pressure boosting, chemical industry, process engineering, paper and pulp industry, domestic water supply, heating, ventilation and air-conditioning applications. For cleaning agents, condensate, cooling water, corrosive fluids, drinking water, fire-fighting water, lubricants, oil, river water, seawater, groundwater, service water, wash water and solvents.

m

<https://www.ksb.com/en-gb/lc/P03A>

Two-piece ball valves

ECOLINE BLT 150-300



Class	150 / 300	Description Ball valve to ANSI/ASME with flanged ends, two-piece body, full bore, floating ball, plastomer sealing (also in fire-safe design).
DN	15 - 300	
T [°C]	≥ -10 - ≤ +200	Applications General industry, power stations, chemical industry, petrochemical industry and all related branches of industry, paper industry, food industry and pharmaceutical industry.

m, e, p

<https://www.ksb.com/en-gb/lc/E48A>

PROFIN VT2L



PN	40
DN	8 - 80
T [°C]	≥ -20 - ≤ +150

Description

Ball valve to ANSI/ASME with threaded ends (BSP), two-piece body, full bore, solid ball, anti-static design, blowout-proof shaft, body made of stainless steel.

Applications

Spray irrigation systems, general irrigation systems, fire-fighting systems, air-conditioning systems, paint shops, snow-making systems, washing plants, water supply systems, mining, pressure boosting, chemical industry, process engineering, paper and pulp industry, domestic water supply, heating, ventilation and air-conditioning applications. For cleaning agents, condensate, cooling water, corrosive fluids, drinking water, fire-fighting water, lubricants, oil, river water, seawater, groundwater, service water, wash water and solvents.

m

<https://www.ksb.com/en-gb/lc/P12A>

Three-piece ball valves

ECOLINE BLC 1000



Class	1000 WOG
DN	8 - 100
T [°C]	≥ -10 - ≤ +200

Description

Ball valve to ANSI/ASME with threaded ends (NPT), butt weld or socket weld ends, three-piece body, full bore, floating ball, top flange to ISO 5211, anti-static design, blowout-proof shaft, spring-loaded shaft seal, body made of stainless steel.

Applications

General industry, power stations, chemical industry, petrochemical industry and all related branches of industry, paper industry, food industry and pharmaceutical industry.

m, p

<https://www.ksb.com/en-gb/lc/E47A>

PROFIN S13



PN	16/40
DN	15 - 100
T [°C]	≥ -20 - ≤ +150

Description

Ball valve to ANSI/ASME with flanged ends, threaded ends (BSP) or long butt weld ends, three-piece body, full bore, solid ball, top flange to ISO 5211, anti-static design, blowout-proof shaft, spring-loaded shaft seal, body made of stainless steel.

Applications

Spray irrigation systems, general irrigation systems, fire-fighting systems, air-conditioning systems, paint shops, snow-making systems, washing plants, water supply systems, mining, pressure boosting, chemical industry and process engineering, paper and pulp industry, domestic water supply, heating, ventilation and air-conditioning systems. For cleaning agents, condensate, cooling water, corrosive fluids, drinking water, fire-fighting water, lubricants, oil, river water, seawater, groundwater, service water, wash water and solvents.

m, p

<https://www.ksb.com/en-gb/lc/P14A>

PROFIN VT3



PN	40
DN	8 - 100
T [°C]	≥ -20 - ≤ +150

Description

Ball valve to ANSI/ASME with flanged ends, threaded ends (BSP) or long butt weld ends, three-piece body, full bore, solid ball, blowout-proof shaft, body made of stainless steel.

Applications



Spray irrigation systems, general irrigation systems, fire-fighting systems, air-conditioning systems, paint shops, snow-making systems, washing plants, water supply systems, mining, pressure boosting, chemical industry and process engineering, paper and pulp industry, domestic water supply, heating, ventilation and air-conditioning systems. For cleaning agents, condensate, cooling water, corrosive fluids, drinking water, fire-fighting water, lubricants, oil, river water, seawater, groundwater, service water, wash water and solvents.

m



<https://www.ksb.com/en-gb/lc/P13A>

Soft-seated diaphragm valves to DIN/EN



SISTO-KB

	PN	10	Description Diaphragm valve to DIN/EN with flanged ends, in straight-way pattern; shut-off and sealing to atmosphere by diaphragm; hydraulically favourable full bore body with coating or lining, position indicator with integrated stem protection. From DN 125 with threaded bush. All moving parts are separated from the fluid by the diaphragm. Maintenance-free.
	DN	15 - 200	
	T [°C]	≥ -20 - ≤ +140	
Applications Building services, industry, power stations; suitable for abrasive and aggressive products such as service water, waste water, acids, alkaline solutions, sludges and suspensions.			
			https://www.ksb.com/en-gb/lc/S47A



SISTO-16

	PN	16	Description Weir-type diaphragm valve to DIN/EN with flanged ends or threaded socket ends, in straight-way pattern; shut-off and sealing to atmosphere by supported and confined diaphragm; body with coating or lining, position indicator with integrated stem protection. All moving parts are separated from the fluid by the diaphragm. Maintenance-free.
	DN	15 - 300	
	T [°C]	≥ -10 - ≤ +160	
Applications Building services, industry and power stations; suitable for drinking water, service water, air, oil, technical gases, fluids handled in the food and beverage industry, abrasive and aggressive products in chemical engineering and process engineering.			
			https://www.ksb.com/en-gb/lc/S40A



SISTO-16S

	PN	16	Description Weir-type diaphragm valve to DIN/EN with flanged ends, short face-to-face length, in straight-way pattern; shut-off and sealing to atmosphere by supported and confined diaphragm; body with or without lining, position indicator with integrated stem protection. All moving parts are separated from the fluid by the diaphragm. Maintenance-free.
	DN	15 - 200	
	T [°C]	≥ -20 - ≤ +160	
Applications Building services, industry and power stations; suitable for drinking water, service water, air, oil, technical gases, fluids handled in the food and beverage industry, abrasive and aggressive products in chemical engineering and process engineering.			
			https://www.ksb.com/en-gb/lc/S42A

SISTO-16RGAMaXX

	PN	16	Description Weir-type diaphragm valve to DIN/EN with threaded socket ends, straight-way pattern, body made of stainless steel for drinking water installations to DIN 1988, DIN-DVGW-approved for water acc. to test W 270, in compliance with the latest German Environment Agency guideline; shut-off and sealing to atmosphere by confined and supported SISTOMaXX diaphragm; position indicator with integrated stem protection. All moving parts are separated from the fluid by the diaphragm. Maintenance-free.
	DN	15 - 80	
	T [°C]	≥ -10 - ≤ +90	
Applications Drinking water, particularly drinking water installations to DIN 1988, seawater, all service water qualities.			
			https://www.ksb.com/en-gb/lc/S41B

SISTO-16TWA

	PN	16	Description Weir-type diaphragm valve to DIN/EN with flanged ends, straight-way pattern, for drinking water installations to DIN 1988, DIN-DVGW-approved for water acc. to test W 270, in compliance with the latest elastomers guideline of the German Environment Agency; shut-off and sealing to atmosphere by confined and supported SISTOMaXX diaphragm; position indicator with integrated stem protection. All moving parts are separated from the fluid by the diaphragm. Maintenance-free.
	DN	15 - 200	
	T [°C]	≥ -10 - ≤ +140	
Applications SISTO-16TWA (drinking water up to 90 °C): drinking water, particularly drinking water installations to DIN 1988, water containing chlorine, seawater, etc. SISTO-16HWA (hot water up to 140 °C): all service water qualities. SISTO-16DLU (compressed air up to 90 °C): compressed air with oil content, oils and technical gases.			
			https://www.ksb.com/en-gb/lc/S43A

SISTO-20



PN	16
DN	15 - 300
T [°C]	≥ -20 - ≤ +160

Description

Weir-type diaphragm valve to DIN/EN with flanged ends, threaded socket ends or socket weld ends, in straight-way pattern; shut-off and sealing to atmosphere by supported and confined diaphragm; body with coating or lining, position indicator with integrated stem protection. All moving parts are separated from the fluid by the diaphragm. Maintenance-free.

Applications

Building services, industry and power stations; suitable for drinking water, service water, air, oil, technical gases, fluids handled in the food and beverage industry, abrasive and aggressive products in chemical engineering and process engineering.

m, e, p

<https://www.ksb.com/en-gb/lc/S44A>

SISTO-C



PN	16
DN	6 - 200
T [°C]	≥ -20 - ≤ +160

Description

Diaphragm valve with butt weld ends or clamps; in straight-way, Y or T pattern, or as a multi-port valve; shut-off and sealing to atmosphere by confined and supported diaphragm. No dead volumes, suitable for sterilisation, SIP/CIP-compliant design, position indicator. All moving parts are separated from the fluid by the diaphragm. Maintenance-free.

Applications

Biotechnology, pharmaceutical industry, sterile processes, food and beverage industry.

m, p

<https://www.ksb.com/en-gb/lc/S46A>

Diaphragm valves for nuclear applications

SISTO-20NA



PN	20
DN	8 - 150
T [°C]	≥ -20 - ≤ +100

Description

Diaphragm valve with butt weld ends, for nuclear applications, shut-off and sealing to atmosphere by supported and confined diaphragm. All moving parts are separated from the fluid by the diaphragm. Maintenance-free.

Applications

Cleaning systems, condensate and cooling water systems, waste water systems, auxiliary systems.

m, e, p

<https://www.ksb.com/en-gb/lc/S49A>

SISTO-DrainNA



PN	16
DN	15 - 25
T [°C]	≥ -20 - ≤ +100

Description

Diaphragm valve with butt weld ends, for nuclear applications; shut-off and sealing to atmosphere by confined diaphragm. All moving parts are separated from the fluid by the diaphragm. Maintenance-free.

Applications

Heating systems, air-conditioning systems, auxiliary systems.

m

<https://www.ksb.com/en-gb/lc/S33A>

Feed water bypass valves

ZJSVM/RJSVM



PN	≤ 600
DN	100 - 800
T [°C]	≥ -10 - ≤ +450

Description
Feed water bypass valve to DIN/EN with butt weld ends, pressure seal design, billet-forged body, Z or T pattern, seat/disc interface made of wear and corrosion resistant Stellite, controlled by process fluid.

Applications
Industrial plants, power stations, process engineering and shipbuilding. For water and steam. Other non-aggressive fluids such as gas or oil on request.

m, e, p

<https://www.ksb.com/en-gb/lc/Z08A>

Expansion and anti-vibration joints

ECOLINE GE1/GE2/GE3



PN	16
DN	15 - 300
T [°C]	≥ -10 - ≤ +105

Description
Expansion joint to DIN/EN with flanged or threaded ends, made of EPDM elastomer or NBR, flanges made of nickel-coated carbon steel.

Applications
Irrigation, domestic water supply, air-conditioning systems, cooling circuits, food and beverage industry, water treatment, water supply.

■

<https://www.ksb.com/en-gb/lc/E55A>

ECOLINE GE4



PN	16
DN	20 - 200
T [°C]	≥ -10 - ≤ +100

Description
Anti-vibration joint to DIN/EN, body made of EPDM, flanges to EN standards.


Applications
Irrigation, domestic water supply, air-conditioning systems, cooling circuits, food and beverage industry, water treatment, water supply.

■


<https://www.ksb.com/en-gb/lc/E55A>

Levers

CR/CM


	T [°C]	≥ -20 - ≤ +80	<p>Description</p> <p>Two lever versions: flat shaft end or square shaft end to ISO 5211, made of cast iron. CR type series: locks in 10 positions (open, closed and 8 evenly spaced intermediate positions). CM type series: same as CR, with special coating.</p> <p>Applications</p> <p>Building services, water engineering, energy engineering and industry.</p>
	<p>https://www.ksb.com/en-gb/lc/MA4A</p>		

S/SR/SP


	T [°C]	≥ -20 - ≤ +80	<p>Description</p> <p>Two lever versions: flat shaft end or square shaft end to ISO 5211, made of light metal alloy; S type series: locks in limit positions (open and closed), SR type series: locks in 9 positions (open, closed and 7 evenly spaced intermediate positions), SP type series: locks in any position.</p> <p>Applications</p> <p>Water engineering, energy engineering and industry</p>
	<p>https://www.ksb.com/en-gb/lc/MA4A</p>		

Manual gearboxes

MS



	Output torque [Nm]	150-11000	<p>Description</p> <p>Manual actuator for operating quarter-turn valves. MS range manual gearbox, irreversible worm gear, handwheel-operated.</p> <p>Applications</p> <p>Building services, general industrial applications, water and industrial processes in non-corrosive and non-saline environments.</p>
	Enclosure	IP67	
T [°C]	≥ -20 - ≤ +120	<p>https://www.ksb.com/en-gb/lc/MA4A</p>	

MC

	Output torque [Nm]	150-63000	<p>Description</p> <p>Heavy-duty manual actuator for operating quarter-turn valves. MC range manual gearbox, irreversible worm gear, handwheel-operated. Optional: other actuation methods, limit switch boxes, etc.</p> <p>Applications</p> <p>Building services, industry and process engineering, water management, waste water management, energy, petroleum and natural gas, mining, dredgers and shipbuilding.</p>
	Enclosure	IP66/IP68	
T [°C]	≥ -60 - ≤ +120	<p>https://www.ksb.com/en-gb/lc/MA9A</p>	


AMTROBOX

MA


	Output torque [Nm]	≤ 250	Description Manual actuator for operating quarter-turn valves. MA range manual gearbox, irreversible planetary gear kinematics, handwheel-operated. Applications Air-conditioning systems, general industrial applications
	Enclosure	IP65	
	T [°C]	≥ -20 - ≤ +80	
			https://www.ksb.com/en-gb/lc/M24B

Electric actuators


QuarterTurn AQ, AQL / SQ

	Quarter-turn actuator	AQ, AQL / SQ	Description BERNARD CONTROLS or AUMA electric quarter-turn actuators for direct mounting on quarter-turn valves (actuator flange to ISO 5211). For on/off or control duties. Integrated local control or remote control. Applications Water engineering, energy engineering and industry
	Enclosure	IP68	
	Output torque [Nm]	≤ 1200	
	T [°C]	≥ -30 - ≤ +70	
https://www.ksb.com/en-gb/lc/Q02A			

MultiTurn SA+GS / SAR+GS



	Multi-turn actuator	SA+GS, SAR+GS	Description AUMA electric multi-turn actuators with manual gearbox for direct mounting on quarter-turn valves (actuator flange to ISO 5211). For on/off or control duties. Integrated local control or remote control. Applications Water engineering, energy engineering and industry
	Enclosure	IP68	
	Output torque [Nm]	≤ 180000	
	T [°C]	≥ -30 - ≤ +70	
https://www.ksb.com/en-gb/lc/MD1A			

SISTO-LAE

	Type	AUMA	Description Multi-turn actuators for valves with rising stem, max. closing force 60,000 N, configurable as a function of flow characteristics and valve travel; open/closed-position feedback. Applications Building services, industry, power stations, food industry, chemical industry.
	Multi-turn actuator	IP67	
	Enclosure	≤ 250	
	Output torque [Nm]		
https://www.ksb.com/en-gb/lc/S62A			



Hydraulic actuators

HQ EVO



	Output torque [Nm]	≤ 55000	Description Single-acting or double-acting hydraulic actuator (gas cartridge or spring) for mounting on quarter-turn valves (butterfly valves or ball valves). Actuator flange to ISO 5211. Control pressure up to 160 bar. Mounts on valves with square or flat shaft end. Force transmission via rack-and-pinion or scotch-yoke kinematics provides output torques of up to 55,000 Nm which are ideal for actuating quarter-turn valves. Equipped with a visual position indicator and adjustable travel stops for open/closed position as standard. Optional manual override. Can be equipped with a hydraulic power unit: for shut-off, as a safety block, ESD block, as a bypass device enabling manual override. Can be combined with all limit switch boxes of the AMTROBOX/AMTROBOX R type series.
	Enclosure	IP68	
	T [°C]	≥ -45 - ≤ +100	Applications Marine
			https://www.ksb.com/en-gb/lc/H15B

Pneumatic actuators


ACTAIR EVO

	Output torque [Nm] at a control pressure of 6 bar	≤ 8000	Description Double-acting pneumatic actuator for mounting on quarter-turn valves with ISO 5211 compliant shaft ends (butterfly valves or ball valves). Actuator flange to ISO 5211. Control pressure up to 8 bar. Force transmission via scotch-yoke kinematics provides output torques of up to 8000 Nm which are ideal for actuating quarter-turn valves. Equipped with a visual position indicator and, depending on the actuator size, adjustable travel stops for open/closed position or closed position as standard. Optionally available with mounted or integrated emergency manual override. Suitable for mounting control unit type series AMTROBOX, AMTRONIC U, SMARTRONIC U or any other unit with an interface to VDI/VDE 3845.
	Enclosure	IP68	
	T [°C]	≥ -50 - ≤ +150	Applications Water engineering, energy engineering and industry
			https://www.ksb.com/en-gb/lc/A59C


DYNACTAIR EVO

	Output torque [Nm] at a control pressure of 6 bar	≤ 4000	Description Single-acting pneumatic actuator for mounting on quarter-turn valves with ISO 5211 compliant shaft ends (butterfly valves or ball valves). Actuator flange to ISO 5211. Control pressure up to 8 bar. Force transmission via scotch-yoke kinematics provides output torques of up to 4000 Nm which are ideal for actuating quarter-turn valves. Reset to fail-safe position in case of control air failure is effected by means of spring assemblies. Equipped with a visual position indicator and, depending on the actuator size, adjustable travel stops for closed position or open/closed position as standard. Optionally available with mounted or integrated emergency manual override. Suitable for mounting control unit type series AMTROBOX, AMTRONIC U, SMARTRONIC U or any other unit with an interface to VDI/VDE 3845.
	Enclosure	IP68	
	T [°C]	≥ -50 - ≤ +150	Applications Water engineering, energy engineering and industry
			https://www.ksb.com/en-gb/lc/D09C


SISTO-LAD

	Control air pressure [bar]	≤ 6	Description Diaphragm actuator in compact design for mounting on valves with a linear stem movement (globe valves, diaphragm valves and gate valves). Available in single-acting spring-to-close or spring-to-open design, or double-acting air-to-open/air-to-close design; suitable for mounting limit switches or positioners to suit customer requirements.
	Closing force [N]	≤ 20000	
			Applications Building services, industry, power stations; suitable for abrasive and aggressive products such as service water, waste water, acids, alkaline solutions, sludges and suspensions.
			https://www.ksb.com/en-gb/lc/S64A


SISTO-LAP

	Control air pressure [bar]	5,5 - 10	Description Piston actuator in heavy-duty design for mounting on valves with a linear stem movement (globe valves, diaphragm valves and gate valves). Actuator flange to DIN/ISO 5210. Available in single-acting spring-to-close or spring-to-open design, or double-acting air-to-open/air-to-close design; suitable for mounting limit switches or positioners to suit customer requirements. Applications Building services, industry, power stations, food and beverage industries, and chemical industry. The pneumatic actuators can be used in potentially explosive atmospheres.
	Closing force [N]	≤ 250000	
			https://www.ksb.com/en-gb/lc/S63A


SISTO-C LAP

	Control air pressure [bar]	5,5 - 7	Description Piston actuator made of high-grade stainless steel for use on diaphragm valves. Available in single-acting spring-to-close or spring-to-open design, or double-acting air-to-open/air-to-close design; suitable for mounting limit switches or positioners to suit customer requirements, factory-mounted. Settings are adjusted during factory test run. Applications Biotechnology, pharmaceutical industry, sterile processes, food and beverage industry.
	Closing force [N]	≤ 20000	


MIL 37-38

	Permissible pressure [psi]	65	Description MIL 37 (fail-safe position: spring-to-close) and MIL 38 (fail-safe position: spring-to-open) are pneumatic single-spring diaphragm actuators for linear valves. Applications Ideally suited for all KSB MIL control valves with travels ranging from 0.125 to 4 inches; shut-off and control duties in industry, power stations, process engineering, chemical and petrochemical engineering.
	Stroke [inch] NPS	≤ 4 11 - 24	
			https://www.ksb.com/en-gb/lc/M79A

MIL 67-68


	Permissible pressure [psi]	100	Description High-power high-performance double-acting piston actuator suitable for high supply air pressures (up to 100 psi; system air, natural gas or other non-corrosive gaseous fluids can be used). Applications Ideally suited for all KSB MIL control valves requiring greater power or stroke. Shut-off and control duties in industry, power stations, process engineering, chemical and petrochemical engineering.
	Stroke [inch] NPS	< 12 6 - 24	
			https://www.ksb.com/en-gb/lc/M80A

MIL 95-96

	Torque range	90 - 27000	Description Actuators for control duties and on/off applications. Particularly suitable for rotary valves such as trunnion-mounted ball valves, segmented ball valves, butterfly valves and eccentric plug valves. Available in double-acting (MIL 95) and single-acting spring-return (MIL 96) configuration. Applications Preferred actuator for rotary control valve applications. Variation between start/end torque and run torque minimised for better controllability. Provided with four keyways for different actuator mounting positions.
	T [°C]	≥ -10 - ≤ +93	
			https://www.ksb.com/en-gb/lc/MC6A


Actuator accessories

EMO


	<p>Enclosure T [°C]</p> <p>IP66 ≥ -20 - ≤ +120</p>	<p>Description Emergency manual override using a declutchable manual gearbox with handwheel for mounting on ACTAIR EVO double-acting pneumatic actuators, DYNACTAIR EVO single-acting pneumatic actuators and hydraulic actuators. The manual override is fitted between the valve and the actuator. The manual override has priority over the pneumatic or hydraulic actuator and is locked either in clutched or declutched position using the locking device.</p> <p>Applications Water engineering, energy engineering and industry</p> <p>https://www.ksb.com/en-gb/lc/EI3A</p>
---	--	--

Monitoring


AMTROBOX

	Enclosure T [°C]	IP65/IP67/IP68 ≥ -20 - ≤ +80	<p>Description Multi-functional AMTROBOX limit switch box. For open/closed position signalling via mechanical limit switches or proximity sensors. AMTROBOX mounts on KSB manual gearboxes, pneumatic actuators and hydraulic actuators.</p> <p>Applications Water engineering, building services and energy engineering</p>
			https://www.ksb.com/en-gb/lc/A34A


AMTROBOX Ex ia

	Enclosure T [°C]	IP67 ≥ -10 - ≤ +50	<p>Description Multi-functional AMTROBOX limit switch box. For open/closed position signalling via mechanical limit switches or proximity sensors. AMTROBOX Ex ia: intrinsically safe version for potentially explosive atmospheres.</p> <p>Applications Water engineering, building services and energy engineering</p>
			https://www.ksb.com/en-gb/lc/A34A


AMTROBOX ATEX Zone 22

	Enclosure T [°C]	IP67 ≥ -10 - ≤ +60	<p>Description Multi-functional AMTROBOX limit switch box. For open/closed position signalling via mechanical limit switches or proximity sensors. AMTROBOX ATEX Zone 22: ATEX-compliant version for potentially explosive dust atmospheres (Zone 22).</p> <p>Applications Water engineering, building services and energy engineering</p>
			https://www.ksb.com/en-gb/lc/A34A


AMTROBOX M

	Enclosure T [°C]	IP65 ≥ -20 - ≤ +80	<p>Description Limit switch box specially designed for manual actuation. For open/closed position signalling via mechanical limit switches or proximity sensors. AMTROBOX M mounts on the S, CR and CM series of quarter-turn levers (R1020) and manual gearbox types MA 12 and MA 25 (R1021).</p> <p>Applications Water engineering, building services and energy engineering</p>
			https://www.ksb.com/en-gb/lc/A46A


AMTROBOX R

	Enclosure T [°C]	IP68 ≥ -45 - ≤ +80	<p>Description Sturdy and multi-functional. For open/closed position signalling via mechanical limit switches or proximity sensors. AMTROBOX R mounts on KSB manual gearboxes, pneumatic actuators, hydraulic actuators and any actuators with VDI/VDE interface.</p> <p>Applications Water engineering, energy engineering, offshore plants and heavy industry</p>
			https://www.ksb.com/en-gb/lc/A47A

AMTROBOX R Ex ia


	Enclosure	IP68	Description Sturdy and multi-functional. For open/closed position signalling via mechanical limit switches or proximity sensors. AMTROBOX R Ex ia: intrinsically safe version for potentially explosive atmospheres (Zones 0 + 21). Applications Water engineering, energy engineering, offshore plants and heavy industry
	T [°C]	≥ -25 - ≤ +80	
			https://www.ksb.com/en-gb/lc/A47A

BOATRONIC


	Enclosure	IP54	Description BOATRONIC MS: Measuring computer for measuring BOA-Control and BOA-Control IMS using ultrasonic sensors; directly displays DN, fluid handled, current flow rate and fluid temperature without prior input of valve travel; 4-key operation for all menu options, data transfer between BOATRONIC MS and customer's IT system via USB interface; self-checking and calibrating upon start-up; fluid data can be selected, with battery compartment for 4x1.5V AA MIGNON batteries (not included in scope of supply); automatic warning when voltage drops below the permissible minimum voltage (BAT); scope of supply includes magnetically attaching sensor set for measuring all BOA-Control globe valves. BOATRONIC MS-420: Measuring computer for permanent measurement set-ups with BOA-Control IMS using ultrasonic sensors; directly displays DN, fluid handled, current flow rate and fluid temperature; analog transmission (4-20 mA output signal) of current flow rate and fluid temperature, 4-key operation for all menu options, self-checking and calibrating upon start-up, fluid data can be selected, 24 V DC power supply. Applications Hot-water heating systems up to 120 °C (with BOA-Control and BOA-Control IMS), air-conditioning systems and cooling systems, and for permanent measurement set-ups (with BOA-Control IMS), drinking water systems and industrial cooling circuits (EKB model).
	T [°C]	≥ -20 - ≤ +50	
			https://www.ksb.com/en-gb/lc/B23B

ON/OFF valve controllers

AMTRONIC U


	Enclosure	IP67	Description On/off control of pneumatic quarter-turn actuators and open/closed position signalling. Mounts directly on ACTAIR EVO / DYNACTAIR EVO actuators with a universal baseplate, providing a rugged, compact and integrated solution. Its integrated directional control valve eliminates the need for any pneumatic lines between AMTRONIC U and the actuator. The actuating time of the actuator can be set via AMTRONIC U's air flow reducer. AMTRONIC U can be connected to Profibus DP or AS-i field buses. AMTRONIC U has been specially developed to reduce control unit cabling. Connection via field bus enables both power supply and control information exchange with the process control system. Applications Water engineering, energy engineering and industry
	Control air pressure [bar] T [°C]	3 - 8 ≥ -20 - ≤ +80	
			https://www.ksb.com/en-gb/lc/A63B

AMTRONIC U Ex ia


	Enclosure	IP67	Description On/off control of pneumatic quarter-turn actuators and open/closed position signalling. Mounts directly on ACTAIR EVO / DYNACTAIR EVO actuators with a universal baseplate, providing a rugged, compact and integrated solution. Its integrated directional control valve eliminates the need for any pneumatic lines between AMTRONIC U and the actuator. The actuating time of the actuator can be set via AMTRONIC U's air flow reducer. The intrinsically safe AMTRONIC U version Ex ia can be operated in potentially explosive atmospheres. It complies with Directive 2014/34/EU and is marked in accordance with CE 0081 Ex II 1 G. Type of protection Ex ia IIC T6 Ga in accordance with EN 60079-0 and EN 60079-11. Applications Water engineering, energy engineering and industry
	Control air pressure [bar] T [°C]	3 - 8 ≥ -20 - ≤ +80	
			https://www.ksb.com/en-gb/lc/A63B

Positioners

SMARTRONIC U MA


	Enclosure	IP67	Description Digital electro-pneumatic positioner powered via the 4-20 mA signal. Mounts on ACTAIR EVO / DYNACTAIR EVO actuators with direct compressed air supply, or on any type of quarter-turn actuator with VDI/VDE 3845 interface and linear actuators with NAMUR interface. SMARTRONIC U MA reduces investment, commissioning and operating costs as no air is consumed in idle state. Applications Water engineering, energy engineering and industry
	Control air pressure [bar] T [°C]	3 - 8 ≥ -20 - ≤ +80	
			https://www.ksb.com/en-gb/lc/S05B

SMARTRONIC U AS-i

	Enclosure	IP67	Description Digital electro-pneumatic positioner for connection to an AS-i field bus. Certified by AS International. Mounts on ACTAIR EVO / DYNACTAIR EVO actuators with direct control air supply, or on any type of quarter-turn actuator with VDI/VDE 3845 interface and linear actuators with NAMUR interface. Applications Water engineering, energy engineering and industry
	Control air pressure [bar] T [°C]	3 - 8 ≥ -20 - ≤ +80	
			https://www.ksb.com/en-gb/lc/S03B

Intelligent positioners

SMARTRONIC U PC

	Enclosure	IP67	Description An intelligent, compact and innovative positioner. The integrated control offered by this multi-functional control unit represents the latest in open-loop and closed-loop control technology for valves. The unit attaches directly to ACTAIR EVO and DYNACTAIR EVO actuators with no need for a bracket or external piping, providing a rugged, compact overall solution. SMARTRONIC U PC offers four functions: programmable characteristic curves for valve opening and closing, intelligent positioning, process monitoring and control. SMARTRONIC U PC is PC programmable and can be connected to a Profibus DP field bus. Applications Water engineering, energy engineering and industry
	Control air pressure [bar] T [°C]	3 - 8 ≥ -20 - ≤ +80	
			https://www.ksb.com/en-gb/lc/S06B

Legal information/Copyright

Product Portfolio Valves | Actuators | Automation

All rights reserved. The contents provided herein must neither be distributed, copied, reproduced, edited or processed for any other purpose, nor otherwise transmitted, published or made available to a third party without the manufacturer's express written consent.

Subject to technical modification without prior notice.

© KSB SE & Co. KGaA, Frankenthal 2023-12-14



KSB SE & Co. KGaA
Johann-Klein-Straße 9 • 67227 Frankenthal (Germany)
Tel. +49 6233 86-0
www.ksb.com